

## Forms 990 / 990-EZ Return Summary

For calendar year 2017, or tax year beginning \_\_\_\_\_, and ending \_\_\_\_\_

STOCKHOLM ENVIRONMENT INSTITUTE U.S 20-4659308  
INC.

**Net Asset / Fund Balance at Beginning of Year** 2,707,424

**Revenue**

Contributions	<u>1,364,013</u>	
Program service revenue	<u>4,303,872</u>	
Investment income	<u>5,490</u>	
Capital gain / loss	<u>-142</u>	
Fundraising / Gaming:		
Gross revenue _____		
Direct expenses _____		
Net income _____		
Other income	<u>59,228</u>	
<b>Total revenue</b>		<u>5,732,461</u>

**Expenses**

Program services	<u>4,992,569</u>	
Management and general	<u>748,188</u>	
Fundraising		
<b>Total expenses</b>		<u>5,740,757</u>
<b>Excess / (deficit)</b>		<u>-8,296</u>

Changes \_\_\_\_\_

**Net Asset / Fund Balance at End of Year** 2,699,128

**Reconciliation of Revenue**

Total revenue per financial statements	<u>5,749,616</u>	
Less:		
Unrealized gains _____		
Donated services _____		
Recoveries _____		
Other _____	<u>17,155</u>	
Plus:		
Investment expenses _____		
Other _____		
<b>Total revenue per return</b>	<u>5,732,461</u>	

**Reconciliation of Expenses**

Total expenses per financial statements	<u>5,757,912</u>	
Less:		
Donated services _____		
Prior year adjustments _____		
Losses _____	<u>142</u>	
Other _____	<u>17,013</u>	
Plus:		
Investment expenses _____		
Other _____		
<b>Total expenses per return</b>	<u>5,740,757</u>	

**Balance Sheet**

	Beginning	Ending	Differences
Assets	<u>3,639,887</u>	<u>3,411,535</u>	
Liabilities	<u>932,463</u>	<u>712,407</u>	
Net assets	<u>2,707,424</u>	<u>2,699,128</u>	<u>-8,296</u>

**Miscellaneous Information**

Amended return \_\_\_\_\_  
 Return / extended due date 11/15/18  
 Failure to file penalty \_\_\_\_\_

**IRS e-file Signature Authorization  
for an Exempt Organization**

For calendar year 2017, or fiscal year beginning . . . . . 2017, and ending . . . . . 20 . . . . .

**u Do not send to the IRS. Keep for your records.  
u Go to [www.irs.gov/Form8879EO](http://www.irs.gov/Form8879EO) for the latest information.**

**2017**

Department of the Treasury  
Internal Revenue Service

Name of exempt organization **STOCKHOLM ENVIRONMENT INSTITUTE U.S  
INC.** Employer identification number **20-4659308**

Name and title of officer **CHRISTOPHER SWARTZ  
CLERK/CONTROLLER/SR**

**Part I Type of Return and Return Information (Whole Dollars Only)**

Check the box for the return for which you are using this Form 8879-EO and enter the applicable amount, if any, from the return. If you check the box on line 1a, 2a, 3a, 4a, or 5a, below, and the amount on that line for the return being filed with this form was blank, then leave line 1b, 2b, 3b, 4b, or 5b, whichever is applicable, blank (do not enter -0-). But, if you entered -0- on the return, then enter -0- on the applicable line below. **Do not** complete more than one line in Part I.

<b>1a</b> Form 990 check here	<input checked="" type="checkbox"/>	<b>b Total revenue</b> , if any (Form 990, Part VIII, column (A), line 12)	<b>1b</b>	<u>5,732,461</u>
<b>2a</b> Form 990-EZ check here	<input type="checkbox"/>	<b>b Total revenue</b> , if any (Form 990-EZ, line 9)	<b>2b</b>	
<b>3a</b> Form 1120-POL check here	<input type="checkbox"/>	<b>b Total tax</b> (Form 1120-POL, line 22)	<b>3b</b>	
<b>4a</b> Form 990-PF check here	<input type="checkbox"/>	<b>b Tax based on investment income</b> (Form 990-PF, Part VI, line 5)	<b>4b</b>	
<b>5a</b> Form 8868 check here	<input type="checkbox"/>	<b>b Balance Due</b> (Form 8868, line 3c)	<b>5b</b>	

**Part II Declaration and Signature Authorization of Officer**

Under penalties of perjury, I declare that I am an officer of the above organization and that I have examined a copy of the organization's 2017 electronic return and accompanying schedules and statements and to the best of my knowledge and belief, they are true, correct, and complete. I further declare that the amount in Part I above is the amount shown on the copy of the organization's electronic return. I consent to allow my intermediate service provider, transmitter, or electronic return originator (ERO) to send the organization's return to the IRS and to receive from the IRS (a) an acknowledgement of receipt or reason for rejection of the transmission, (b) the reason for any delay in processing the return or refund, and (c) the date of any refund. If applicable, I authorize the U.S. Treasury and its designated Financial Agent to initiate an electronic funds withdrawal (direct debit) entry to the financial institution account indicated in the tax preparation software for payment of the organization's federal taxes owed on this return, and the financial institution to debit the entry to this account. To revoke a payment, I must contact the U.S. Treasury Financial Agent at 1-888-353-4537 no later than 2 business days prior to the payment (settlement) date. I also authorize the financial institutions involved in the processing of the electronic payment of taxes to receive confidential information necessary to answer inquiries and resolve issues related to the payment. I have selected a personal identification number (PIN) as my signature for the organization's electronic return and, if applicable, the organization's consent to electronic funds withdrawal.

**Officer's PIN: check one box only**

I authorize STANTON & CO. to enter my PIN 59308 as my signature  
ERO firm name Enter five numbers, but do not enter all zeros

on the organization's tax year 2017 electronically filed return. If I have indicated within this return that a copy of the return is being filed with a state agency(ies) regulating charities as part of the IRS Fed/State program, I also authorize the aforementioned ERO to enter my PIN on the return's disclosure consent screen.

As an officer of the organization, I will enter my PIN as my signature on the organization's tax year 2017 electronically filed return. If I have indicated within this return that a copy of the return is being filed with a state agency(ies) regulating charities as part of the IRS Fed/State program, I will enter my PIN on the return's disclosure consent screen.

Officer's signature } Date } 11/01/18

**Part III Certification and Authentication**

**ERO's EFIN/PIN.** Enter your six-digit electronic filing identification number (EFIN) followed by your five-digit self-selected PIN.

04513031744  
Do not enter all zeros

I certify that the above numeric entry is my PIN, which is my signature on the 2017 electronically filed return for the organization indicated above. I confirm that I am submitting this return in accordance with the requirements of **Pub. 4163, Modernized e-File (MeF) Information for Authorized IRS e-file Providers for Business Returns.**

ERO's signature } SONDI B. STANTON Date } 11/01/18

**ERO Must Retain This Form — See Instructions  
Do Not Submit This Form to the IRS Unless Requested To Do So**

For Paperwork Reduction Act Notice, see back of form.

**Return of Organization Exempt From Income Tax**  
Under section 501(c), 527, or 4947(a)(1) of the Internal Revenue Code (except private foundations)

OMB No. 1545-0047

**2017**  
Open to Public Inspection

**Do not enter social security numbers on this form as it may be made public.**  
**Go to www.irs.gov/Form990 for instructions and the latest information.**

**A For the 2017 calendar year, or tax year beginning** , **and ending**

**B** Check if applicable:  
 Address change  
 Name change  
 Initial return  
 Final return/terminated  
 Amended return  
 Application pending

**C** Name of organization: **STOCKHOLM ENVIRONMENT INSTITUTE U.S INC.**  
 Doing business as: \_\_\_\_\_  
 Number and street (or P.O. box if mail is not delivered to street address): **11 CURTIS AVENUE** Room/suite: \_\_\_\_\_  
 City or town, state or province, country, and ZIP or foreign postal code: **SOMERVILLE MA 02144**

**D** Employer identification number: **20-4659308**  
**E** Telephone number: **617-627-3786**  
**G** Gross receipts \$: **5,750,216**

**F** Name and address of principal officer:  
**CHRISTOPHER SWARTZ**  
**656 BEECH STREET**  
**ROSLINDALE MA 02131**

**H(a)** Is this a group return for subordinates?  Yes  No  
**H(b)** Are all subordinates included?  Yes  No  
 If "No," attach a list. (see instructions)

**I** Tax-exempt status:  501(c)(3)  501(c) ( ) **t** (insert no.)  4947(a)(1) or  527

**J** Website: **WWW.SEI-US.ORG** **H(c)** Group exemption number **u**

**K** Form of organization:  Corporation  Trust  Association  Other **u** **L** Year of formation: **2006** **M** State of legal domicile: **MA**

Part I Summary		Prior Year	Current Year
Activities & Governance	1 Briefly describe the organization's mission or most significant activities: INTERNATIONAL RESEARCH FOCUSING ON SUSTAINABLE DEVELOPMENT		
	2 Check this box <input type="checkbox"/> if the organization discontinued its operations or disposed of more than 25% of its net assets.		
	3 Number of voting members of the governing body (Part VI, line 1a)	3	6
	4 Number of independent voting members of the governing body (Part VI, line 1b)	4	5
	5 Total number of individuals employed in calendar year 2017 (Part V, line 2a)	5	37
	6 Total number of volunteers (estimate if necessary)	6	0
	7a Total unrelated business revenue from Part VIII, column (C), line 12	7a	0
7b Net unrelated business taxable income from Form 990-T, line 34	7b	0	
Revenue	8 Contributions and grants (Part VIII, line 1h)	1,385,523	1,364,013
	9 Program service revenue (Part VIII, line 2g)	4,139,450	4,303,872
	10 Investment income (Part VIII, column (A), lines 3, 4, and 7d)	3,541	5,348
	11 Other revenue (Part VIII, column (A), lines 5, 6d, 8c, 9c, 10c, and 11e)	5,295	59,228
	12 Total revenue - add lines 8 through 11 (must equal Part VIII, column (A), line 12)	5,533,809	5,732,461
Expenses	13 Grants and similar amounts paid (Part IX, column (A), lines 1-3)		0
	14 Benefits paid to or for members (Part IX, column (A), line 4)		0
	15 Salaries, other compensation, employee benefits (Part IX, column (A), lines 5-10)	3,248,468	3,447,703
	16a Professional fundraising fees (Part IX, column (A), line 11e)		0
	b Total fundraising expenses (Part IX, column (D), line 25) <b>u</b>	0	
	17 Other expenses (Part IX, column (A), lines 11a-11d, 11f-24e)	1,860,857	2,293,054
18 Total expenses. Add lines 13-17 (must equal Part IX, column (A), line 25)	5,109,325	5,740,757	
19 Revenue less expenses. Subtract line 18 from line 12	424,484	-8,296	
Net Assets or Fund Balances	20 Total assets (Part X, line 16)	Beginning of Current Year: 3,639,887	End of Year: 3,411,535
	21 Total liabilities (Part X, line 26)	932,463	712,407
	22 Net assets or fund balances. Subtract line 21 from line 20	2,707,424	2,699,128

**Part II Signature Block**

Under penalties of perjury, I declare that I have examined this return, including accompanying schedules and statements, and to the best of my knowledge and belief, it is true, correct, and complete. Declaration of preparer (other than officer) is based on all information of which preparer has any knowledge.

**Sign Here**  
 Signature of officer: **CHRISTOPHER SWARTZ** Date: \_\_\_\_\_  
 Type or print name and title: **CLERK/CONTROLLER/SR**

**Paid Preparer Use Only**  
 Print/Type preparer's name: **SONDI B. STANTON** Preparer's signature: **SONDI B. STANTON** Date: **11/05/18** Check  if self-employed  PTIN: **P00822095**  
 Firm's name: **STANTON & CO.** Firm's EIN: **43-1995004**  
 Firm's address: **300 WILDWOOD AVE STE 250 WOBURN, MA 01801-6801** Phone no.: **781-933-1744**

May the IRS discuss this return with the preparer shown above? (see instructions)  Yes  No

Part III Statement of Program Service Accomplishments

Check if Schedule O contains a response or note to any line in this Part III [X]

1 Briefly describe the organization's mission:

SEE SCHEDULE O

2 Did the organization undertake any significant program services during the year which were not listed on the prior Form 990 or 990-EZ?

[ ] Yes [X] No

If "Yes," describe these new services on Schedule O.

3 Did the organization cease conducting, or make significant changes in how it conducts, any program services?

[ ] Yes [X] No

If "Yes," describe these changes on Schedule O.

4 Describe the organization's program service accomplishments for each of its three largest program services, as measured by expenses. Section 501(c)(3) and 501(c)(4) organizations are required to report the amount of grants and allocations to others, the total expenses, and revenue, if any, for each program service reported.

4a (Code: ) (Expenses \$ 4,992,569 including grants of \$ ) (Revenue \$ 4,303,872 )

SEI SUPPORTS DECISION MAKING AND INDUCING CHANGE TOWARD SUSTAINABLE DEVELOPMENT AROUND THE WORLD BY PROVIDING KNOWLEDGE IN THE FIELDS OF ENVIRONMENT AND DEVELOPMENT AND BY CONDUCTING RESEARCH FOR POLICY ADVICE, CAPACITY BUILDING, DECISION SUPPORT AND POLICY IMPLEMENTATION.

4b (Code: ) (Expenses \$ including grants of \$ ) (Revenue \$ )

4c (Code: ) (Expenses \$ including grants of \$ ) (Revenue \$ )

4d Other program services (Describe in Schedule O.)

(Expenses \$ including grants of \$ ) (Revenue \$ )

4e Total program service expenses u 4,992,569

**Part IV Checklist of Required Schedules**

		Yes	No
1	Is the organization described in section 501(c)(3) or 4947(a)(1) (other than a private foundation)? If "Yes," complete Schedule A	X	
2	Is the organization required to complete Schedule B, Schedule of Contributors (see instructions)?	X	
3	Did the organization engage in direct or indirect political campaign activities on behalf of or in opposition to candidates for public office? If "Yes," complete Schedule C, Part I		X
4	<b>Section 501(c)(3) organizations.</b> Did the organization engage in lobbying activities, or have a section 501(h) election in effect during the tax year? If "Yes," complete Schedule C, Part II		X
5	Is the organization a section 501(c)(4), 501(c)(5), or 501(c)(6) organization that receives membership dues, assessments, or similar amounts as defined in Revenue Procedure 98-19? If "Yes," complete Schedule C, Part III		X
6	Did the organization maintain any donor advised funds or any similar funds or accounts for which donors have the right to provide advice on the distribution or investment of amounts in such funds or accounts? If "Yes," complete Schedule D, Part I		X
7	Did the organization receive or hold a conservation easement, including easements to preserve open space, the environment, historic land areas, or historic structures? If "Yes," complete Schedule D, Part II		X
8	Did the organization maintain collections of works of art, historical treasures, or other similar assets? If "Yes," complete Schedule D, Part III		X
9	Did the organization report an amount in Part X, line 21, for escrow or custodial account liability, serve as a custodian for amounts not listed in Part X; or provide credit counseling, debt management, credit repair, or debt negotiation services? If "Yes," complete Schedule D, Part IV		X
10	Did the organization, directly or through a related organization, hold assets in temporarily restricted endowments, permanent endowments, or quasi-endowments? If "Yes," complete Schedule D, Part V		X
11	If the organization's answer to any of the following questions is "Yes," then complete Schedule D, Parts VI, VII, VIII, IX, or X as applicable.		
a	Did the organization report an amount for land, buildings, and equipment in Part X, line 10? If "Yes," complete Schedule D, Part VI	X	
b	Did the organization report an amount for investments—other securities in Part X, line 12 that is 5% or more of its total assets reported in Part X, line 16? If "Yes," complete Schedule D, Part VII		X
c	Did the organization report an amount for investments—program related in Part X, line 13 that is 5% or more of its total assets reported in Part X, line 16? If "Yes," complete Schedule D, Part VIII		X
d	Did the organization report an amount for other assets in Part X, line 15 that is 5% or more of its total assets reported in Part X, line 16? If "Yes," complete Schedule D, Part IX	X	
e	Did the organization report an amount for other liabilities in Part X, line 25? If "Yes," complete Schedule D, Part X		X
f	Did the organization's separate or consolidated financial statements for the tax year include a footnote that addresses the organization's liability for uncertain tax positions under FIN 48 (ASC 740)? If "Yes," complete Schedule D, Part X		X
12a	Did the organization obtain separate, independent audited financial statements for the tax year? If "Yes," complete Schedule D, Parts XI and XII	X	
b	Was the organization included in consolidated, independent audited financial statements for the tax year? If "Yes," and if the organization answered "No" to line 12a, then completing Schedule D, Parts XI and XII is optional		X
13	Is the organization a school described in section 170(b)(1)(A)(ii)? If "Yes," complete Schedule E		X
14a	Did the organization maintain an office, employees, or agents outside of the United States?		X
b	Did the organization have aggregate revenues or expenses of more than \$10,000 from grantmaking, fundraising, business, investment, and program service activities outside the United States, or aggregate foreign investments valued at \$100,000 or more? If "Yes," complete Schedule F, Parts I and IV	X	
15	Did the organization report on Part IX, column (A), line 3, more than \$5,000 of grants or other assistance to or for any foreign organization? If "Yes," complete Schedule F, Parts II and IV		X
16	Did the organization report on Part IX, column (A), line 3, more than \$5,000 of aggregate grants or other assistance to or for foreign individuals? If "Yes," complete Schedule F, Parts III and IV		X
17	Did the organization report a total of more than \$15,000 of expenses for professional fundraising services on Part IX, column (A), lines 6 and 11e? If "Yes," complete Schedule G, Part I (see instructions)		X
18	Did the organization report more than \$15,000 total of fundraising event gross income and contributions on Part VIII, lines 1c and 8a? If "Yes," complete Schedule G, Part II		X
19	Did the organization report more than \$15,000 of gross income from gaming activities on Part VIII, line 9a? If "Yes," complete Schedule G, Part III		X

**Part IV Checklist of Required Schedules (continued)**

	Yes	No
<b>20a</b> Did the organization operate one or more hospital facilities? <i>If "Yes," complete Schedule H</i>		X
<b>b</b> If "Yes" to line 20a, did the organization attach a copy of its audited financial statements to this return?		
<b>21</b> Did the organization report more than \$5,000 of grants or other assistance to any domestic organization or domestic government on Part IX, column (A), line 1? <i>If "Yes," complete Schedule I, Parts I and II</i>		X
<b>22</b> Did the organization report more than \$5,000 of grants or other assistance to or for domestic individuals on Part IX, column (A), line 2? <i>If "Yes," complete Schedule I, Parts I and III</i>		X
<b>23</b> Did the organization answer "Yes" to Part VII, Section A, line 3, 4, or 5 about compensation of the organization's current and former officers, directors, trustees, key employees, and highest compensated employees? <i>If "Yes," complete Schedule J</i>	X	
<b>24a</b> Did the organization have a tax-exempt bond issue with an outstanding principal amount of more than \$100,000 as of the last day of the year, that was issued after December 31, 2002? <i>If "Yes," answer lines 24b through 24d and complete Schedule K. If "No," go to line 25a</i>		X
<b>b</b> Did the organization invest any proceeds of tax-exempt bonds beyond a temporary period exception?		
<b>c</b> Did the organization maintain an escrow account other than a refunding escrow at any time during the year to defease any tax-exempt bonds?		
<b>d</b> Did the organization act as an "on behalf of" issuer for bonds outstanding at any time during the year?		
<b>25a Section 501(c)(3), 501(c)(4), and 501(c)(29) organizations.</b> Did the organization engage in an excess benefit transaction with a disqualified person during the year? <i>If "Yes," complete Schedule L, Part I</i>		X
<b>b</b> Is the organization aware that it engaged in an excess benefit transaction with a disqualified person in a prior year, and that the transaction has not been reported on any of the organization's prior Forms 990 or 990-EZ? <i>If "Yes," complete Schedule L, Part I</i>		X
<b>26</b> Did the organization report any amount on Part X, line 5, 6, or 22 for receivables from or payables to any current or former officers, directors, trustees, key employees, highest compensated employees, or disqualified persons? <i>If "Yes," complete Schedule L, Part II</i>		X
<b>27</b> Did the organization provide a grant or other assistance to an officer, director, trustee, key employee, substantial contributor or employee thereof, a grant selection committee member, or to a 35% controlled entity or family member of any of these persons? <i>If "Yes," complete Schedule L, Part III</i>		X
<b>28</b> Was the organization a party to a business transaction with one of the following parties (see Schedule L, Part IV instructions for applicable filing thresholds, conditions, and exceptions):		
<b>a</b> A current or former officer, director, trustee, or key employee? <i>If "Yes," complete Schedule L, Part IV</i>		X
<b>b</b> A family member of a current or former officer, director, trustee, or key employee? <i>If "Yes," complete Schedule L, Part IV</i>		X
<b>c</b> An entity of which a current or former officer, director, trustee, or key employee (or a family member thereof) was an officer, director, trustee, or direct or indirect owner? <i>If "Yes," complete Schedule L, Part IV</i>	X	
<b>29</b> Did the organization receive more than \$25,000 in non-cash contributions? <i>If "Yes," complete Schedule M</i>		X
<b>30</b> Did the organization receive contributions of art, historical treasures, or other similar assets, or qualified conservation contributions? <i>If "Yes," complete Schedule M</i>		X
<b>31</b> Did the organization liquidate, terminate, or dissolve and cease operations? <i>If "Yes," complete Schedule N, Part I</i>		X
<b>32</b> Did the organization sell, exchange, dispose of, or transfer more than 25% of its net assets? <i>If "Yes," complete Schedule N, Part II</i>		X
<b>33</b> Did the organization own 100% of an entity disregarded as separate from the organization under Regulations sections 301.7701-2 and 301.7701-3? <i>If "Yes," complete Schedule R, Part I</i>		X
<b>34</b> Was the organization related to any tax-exempt or taxable entity? <i>If "Yes," complete Schedule R, Part II, III, or IV, and Part V, line 1</i>		X
<b>35a</b> Did the organization have a controlled entity within the meaning of section 512(b)(13)?		X
<b>b</b> If "Yes" to line 35a, did the organization receive any payment from or engage in any transaction with a controlled entity within the meaning of section 512(b)(13)? <i>If "Yes," complete Schedule R, Part V, line 2</i>		
<b>36 Section 501(c)(3) organizations.</b> Did the organization make any transfers to an exempt non-charitable related organization? <i>If "Yes," complete Schedule R, Part V, line 2</i>		X
<b>37</b> Did the organization conduct more than 5% of its activities through an entity that is not a related organization and that is treated as a partnership for federal income tax purposes? <i>If "Yes," complete Schedule R, Part VI</i>		X
<b>38</b> Did the organization complete Schedule O and provide explanations in Schedule O for Part VI, lines 11b and 19? <b>Note.</b> All Form 990 filers are required to complete Schedule O.	X	

**Part V Statements Regarding Other IRS Filings and Tax Compliance**

Check if Schedule O contains a response or note to any line in this Part V

		Yes	No
<b>1a</b>	Enter the number reported in Box 3 of Form 1096. Enter -0- if not applicable		
<b>1b</b>	Enter the number of Forms W-2G included in line 1a. Enter -0- if not applicable		
<b>1c</b>	Did the organization comply with backup withholding rules for reportable payments to vendors and reportable gaming (gambling) winnings to prize winners?		
<b>2a</b>	Enter the number of employees reported on Form W-3, Transmittal of Wage and Tax Statements, filed for the calendar year ending with or within the year covered by this return		
<b>2b</b>	If at least one is reported on line 2a, did the organization file all required federal employment tax returns? <b>Note.</b> If the sum of lines 1a and 2a is greater than 250, you may be required to e-file (see instructions)	X	
<b>3a</b>	Did the organization have unrelated business gross income of \$1,000 or more during the year?		X
<b>3b</b>	If "Yes," has it filed a Form 990-T for this year? If "No" to line 3b, provide an explanation in Schedule O		
<b>4a</b>	At any time during the calendar year, did the organization have an interest in, or a signature or other authority over, a financial account in a foreign country (such as a bank account, securities account, or other financial account)?		X
<b>4b</b>	If "Yes," enter the name of the foreign country: <b>u</b> See instructions for filing requirements for FinCEN Form 114, Report of Foreign Bank and Financial Accounts (FBAR).		
<b>5a</b>	Was the organization a party to a prohibited tax shelter transaction at any time during the tax year?		X
<b>5b</b>	Did any taxable party notify the organization that it was or is a party to a prohibited tax shelter transaction?		X
<b>5c</b>	If "Yes" to line 5a or 5b, did the organization file Form 8886-T?		
<b>6a</b>	Does the organization have annual gross receipts that are normally greater than \$100,000, and did the organization solicit any contributions that were not tax deductible as charitable contributions?		X
<b>6b</b>	If "Yes," did the organization include with every solicitation an express statement that such contributions or gifts were not tax deductible?		
<b>7</b>	<b>Organizations that may receive deductible contributions under section 170(c).</b>		
<b>7a</b>	Did the organization receive a payment in excess of \$75 made partly as a contribution and partly for goods and services provided to the payor?		X
<b>7b</b>	If "Yes," did the organization notify the donor of the value of the goods or services provided?		
<b>7c</b>	Did the organization sell, exchange, or otherwise dispose of tangible personal property for which it was required to file Form 8282?		X
<b>7d</b>	If "Yes," indicate the number of Forms 8282 filed during the year		
<b>7e</b>	Did the organization receive any funds, directly or indirectly, to pay premiums on a personal benefit contract?		X
<b>7f</b>	Did the organization, during the year, pay premiums, directly or indirectly, on a personal benefit contract?		X
<b>7g</b>	If the organization received a contribution of qualified intellectual property, did the organization file Form 8899 as required?		X
<b>7h</b>	If the organization received a contribution of cars, boats, airplanes, or other vehicles, did the organization file a Form 1098-C?		X
<b>8</b>	<b>Sponsoring organizations maintaining donor advised funds.</b> Did a donor advised fund maintained by the sponsoring organization have excess business holdings at any time during the year?		
<b>9</b>	<b>Sponsoring organizations maintaining donor advised funds.</b>		
<b>9a</b>	Did the sponsoring organization make any taxable distributions under section 4966?		
<b>9b</b>	Did the sponsoring organization make a distribution to a donor, donor advisor, or related person?		
<b>10</b>	<b>Section 501(c)(7) organizations.</b> Enter:		
<b>10a</b>	Initiation fees and capital contributions included on Part VIII, line 12		
<b>10b</b>	Gross receipts, included on Form 990, Part VIII, line 12, for public use of club facilities		
<b>11</b>	<b>Section 501(c)(12) organizations.</b> Enter:		
<b>11a</b>	Gross income from members or shareholders		
<b>11b</b>	Gross income from other sources (Do not net amounts due or paid to other sources against amounts due or received from them.)		
<b>12a</b>	<b>Section 4947(a)(1) non-exempt charitable trusts.</b> Is the organization filing Form 990 in lieu of Form 1041?		
<b>12b</b>	If "Yes," enter the amount of tax-exempt interest received or accrued during the year		
<b>13</b>	<b>Section 501(c)(29) qualified nonprofit health insurance issuers.</b>		
<b>13a</b>	Is the organization licensed to issue qualified health plans in more than one state? <b>Note.</b> See the instructions for additional information the organization must report on Schedule O.		
<b>13b</b>	Enter the amount of reserves the organization is required to maintain by the states in which the organization is licensed to issue qualified health plans		
<b>13c</b>	Enter the amount of reserves on hand		
<b>14a</b>	Did the organization receive any payments for indoor tanning services during the tax year?		X
<b>14b</b>	If "Yes," has it filed a Form 720 to report these payments? If "No," provide an explanation in Schedule O		

**Part VI Governance, Management, and Disclosure** For each "Yes" response to lines 2 through 7b below, and for a "No" response to line 8a, 8b, or 10b below, describe the circumstances, processes, or changes in Schedule O. See instructions. Check if Schedule O contains a response or note to any line in this Part VI

**Section A. Governing Body and Management**

		Yes	No
<b>1a</b>	Enter the number of voting members of the governing body at the end of the tax year If there are material differences in voting rights among members of the governing body, or if the governing body delegated broad authority to an executive committee or similar committee, explain in Schedule O.		
	<b>1a</b> 6		
<b>b</b>	Enter the number of voting members included in line 1a, above, who are independent		
	<b>1b</b> 5		
<b>2</b>	Did any officer, director, trustee, or key employee have a family relationship or a business relationship with any other officer, director, trustee, or key employee?		X
<b>3</b>	Did the organization delegate control over management duties customarily performed by or under the direct supervision of officers, directors, or trustees, or key employees to a management company or other person?		X
<b>4</b>	Did the organization make any significant changes to its governing documents since the prior Form 990 was filed?		X
<b>5</b>	Did the organization become aware during the year of a significant diversion of the organization's assets?		X
<b>6</b>	Did the organization have members or stockholders?		X
<b>7a</b>	Did the organization have members, stockholders, or other persons who had the power to elect or appoint one or more members of the governing body?		X
<b>b</b>	Are any governance decisions of the organization reserved to (or subject to approval by) members, stockholders, or persons other than the governing body?		X
<b>8</b>	Did the organization contemporaneously document the meetings held or written actions undertaken during the year by the following:		
<b>a</b>	The governing body?	X	
<b>b</b>	Each committee with authority to act on behalf of the governing body?	X	
<b>9</b>	Is there any officer, director, trustee, or key employee listed in Part VII, Section A, who cannot be reached at the organization's mailing address? If "Yes," provide the names and addresses in Schedule O		X

**Section B. Policies** (This Section B requests information about policies not required by the Internal Revenue Code.)

		Yes	No
<b>10a</b>	Did the organization have local chapters, branches, or affiliates?		X
<b>b</b>	If "Yes," did the organization have written policies and procedures governing the activities of such chapters, affiliates, and branches to ensure their operations are consistent with the organization's exempt purposes?		
<b>10b</b>			
<b>11a</b>	Has the organization provided a complete copy of this Form 990 to all members of its governing body before filing the form?	X	
<b>b</b>	Describe in Schedule O the process, if any, used by the organization to review this Form 990.		
<b>12a</b>	Did the organization have a written conflict of interest policy? If "No," go to line 13	X	
<b>b</b>	Were officers, directors, or trustees, and key employees required to disclose annually interests that could give rise to conflicts?	X	
<b>c</b>	Did the organization regularly and consistently monitor and enforce compliance with the policy? If "Yes," describe in Schedule O how this was done	X	
<b>12c</b>			
<b>13</b>	Did the organization have a written whistleblower policy?	X	
<b>14</b>	Did the organization have a written document retention and destruction policy?	X	
<b>15</b>	Did the process for determining compensation of the following persons include a review and approval by independent persons, comparability data, and contemporaneous substantiation of the deliberation and decision?		
<b>a</b>	The organization's CEO, Executive Director, or top management official	X	
<b>b</b>	Other officers or key employees of the organization		X
	If "Yes" to line 15a or 15b, describe the process in Schedule O (see instructions).		
<b>16a</b>	Did the organization invest in, contribute assets to, or participate in a joint venture or similar arrangement with a taxable entity during the year?		X
<b>b</b>	If "Yes," did the organization follow a written policy or procedure requiring the organization to evaluate its participation in joint venture arrangements under applicable federal tax law, and take steps to safeguard the organization's exempt status with respect to such arrangements?		
<b>16b</b>			

**Section C. Disclosure**

- 17** List the states with which a copy of this Form 990 is required to be filed **u** CA, MA
- 18** Section 6104 requires an organization to make its Forms 1023 (or 1024 if applicable), 990, and 990-T (Section 501(c)(3)s only) available for public inspection. Indicate how you made these available. Check all that apply.  
 Own website  Another's website  Upon request  Other (explain in Schedule O)
- 19** Describe in Schedule O whether (and if so, how) the organization made its governing documents, conflict of interest policy, and financial statements available to the public during the tax year.
- 20** State the name, address, and telephone number of the person who possesses the organization's books and records: **u**  
 CHRISTOPHER SWARTZ 11 CURTIS AVENUE MA 02144 617-627-3786  
 SOMERVILLE

**Part VII Compensation of Officers, Directors, Trustees, Key Employees, Highest Compensated Employees, and Independent Contractors**

Check if Schedule O contains a response or note to any line in this Part VII

**Section A. Officers, Directors, Trustees, Key Employees, and Highest Compensated Employees**

1a Complete this table for all persons required to be listed. Report compensation for the calendar year ending with or within the organization's tax year.

- List all of the organization's **current** officers, directors, trustees (whether individuals or organizations), regardless of amount of compensation. Enter -0- in columns (D), (E), and (F) if no compensation was paid.
- List all of the organization's **current** key employees, if any. See instructions for definition of "key employee."
- List the organization's five **current** highest compensated employees (other than an officer, director, trustee, or key employee) who received reportable compensation (Box 5 of Form W-2 and/or Box 7 of Form 1099-MISC) of more than \$100,000 from the organization and any related organizations.
- List all of the organization's **former** officers, key employees, and highest compensated employees who received more than \$100,000 of reportable compensation from the organization and any related organizations.
- List all of the organization's **former directors or trustees** that received, in the capacity as a former director or trustee of the organization, more than \$10,000 of reportable compensation from the organization and any related organizations.

List persons in the following order: individual trustees or directors; institutional trustees; officers; key employees; highest compensated employees; and former such persons.

Check this box if neither the organization nor any related organization compensated any current officer, director, or trustee.

(A) Name and Title	(B) Average hours per week (list any hours for related organizations below dotted line)	(C) Position (do not check more than one box, unless person is both an officer and a director/trustee)						(D) Reportable compensation from the organization (W-2/1099-MISC)	(E) Reportable compensation from related organizations (W-2/1099-MISC)	(F) Estimated amount of other compensation from the organization and related organizations
		Individual trustee or director	Institutional trustee	Officer	Key employee	Highest compensated employee	Former			
(1) JOHAN KUYLENSTIERNA	1.00									
CHAIR	0.00	X					0	0	0	
(2) RICHARD VOGEL	1.00									
DIRECTOR	0.00	X					0	0	0	
(3) SUSAN JULIUS	1.00									
DIRECTOR	0.00	X					0	0	0	
(4) EILEEN QUIGLEY	1.00									
DIRECTOR	0.00	X					0	0	0	
(5) DENNIS MCLERRAN	1.00									
DIRECTOR	0.00	X					0	0	0	
(6) ELIZABETH SODERSTROM	1.00									
DIRECTOR	0.00	X					0	0	0	
(7) MICHAEL LAZARUS	40.00									
PRESIDENT/SR.SCIENT	0.00			X			153,709	0	7,991	
(8) JOHN SIEBER	40.00									
TREASURER/SR SCIENTI	0.00			X			135,229	0	16,168	
(9) CHRISTOPHER SWARTZ	40.00									
CLERK/CONTROLLER/SR	0.00			X			127,837	0	22,845	
(10) DAVID PURKEY	40.00									
SR. SCIENTIST	0.00				X		149,600	0	6,775	
(11) CHARLES HEAPS	40.00									
SR. SCIENTIST	0.00				X		131,486	0	28,820	

**Part VII Section A. Officers, Directors, Trustees, Key Employees, and Highest Compensated Employees** (continued)

(A) Name and title	(B) Average hours per week (list any hours for related organizations below dotted line)	(C) Position (do not check more than one box, unless person is both an officer and a director/trustee)						(D) Reportable compensation from the organization (W-2/1099-MISC)	(E) Reportable compensation from related organizations (W-2/1099-MISC)	(F) Estimated amount of other compensation from the organization and related organizations
		Individual trustee or director	Institutional trustee	Officer	Key employee	Highest compensated employee	Former			
(12) ANNETTE HUBER-LEE SR. SCIENTIST	40.00 0.00					X		130,311	0	21,082
(13) HENDRIK BROEKHOFF SR. SCIENTIST	40.00 0.00					X		122,000	0	5,898
(14) PETER ERICKSON SR. SCIENTIST	40.00 0.00					X		120,565	0	12,834
<b>1b Sub-total</b> u							1,070,737		122,413	
<b>1c Total from continuation sheets to Part VII, Section A</b> u										
<b>1d Total (add lines 1b and 1c)</b> u							1,070,737		122,413	

2 Total number of individuals (including but not limited to those listed above) who received more than \$100,000 of reportable compensation from the organization u 8

	Yes	No
3 Did the organization list any former officer, director, or trustee, key employee, or highest compensated employee on line 1a? If "Yes," complete Schedule J for such individual	3	X
4 For any individual listed on line 1a, is the sum of reportable compensation and other compensation from the organization and related organizations greater than \$150,000? If "Yes," complete Schedule J for such individual	4	X
5 Did any person listed on line 1a receive or accrue compensation from any unrelated organization or individual for services rendered to the organization? If "Yes," complete Schedule J for such person	5	X

**Section B. Independent Contractors**

1 Complete this table for your five highest compensated independent contractors that received more than \$100,000 of compensation from the organization. Report compensation for the calendar year ending with or within the organization's tax year.

(A) Name and business address	(B) Description of services	(C) Compensation
STANTEC SACRAMENTO CA 95826	3321 POWER INN ROAD SUITE 300 WATER RES. PLAN	333,091
STOCKHOLM ENVIRONMENT INSTITUTE STOCKHOLM SW	KRAFTRIKET 2B, SE-106 EQUITY ANALYSIS	310,067
SAMUHA KAMATAKA IN	VITHALAPUR RD. KANAKAGIRI, GANGAVITH WATER ANALYSIS	119,524
YALE UNIVERSITY NEW HAVEN CT 06508-1873	GRANT AND CONTRACT FIN. ADMIN WATER ANALYSIS	108,618

2 Total number of independent contractors (including but not limited to those listed above) who received more than \$100,000 of compensation from the organization u 4

**Part VIII Statement of Revenue**

Check if Schedule O contains a response or note to any line in this Part VIII

			(A) Total revenue	(B) Related or exempt function revenue	(C) Unrelated business revenue	(D) Revenue excluded from tax under sections 512-514	
<b>Contributions, Gifts, Grants and Other Similar Amounts</b>	<b>1a</b> Federated campaigns	<b>1a</b>					
	<b>b</b> Membership dues	<b>1b</b>					
	<b>c</b> Fundraising events	<b>1c</b>					
	<b>d</b> Related organizations	<b>1d</b>					
	<b>e</b> Government grants (contributions)	<b>1e</b>	648,427				
	<b>f</b> All other contributions, gifts, grants, and similar amounts not included above	<b>1f</b>	715,586				
	<b>g</b> Noncash contributions included in lines 1a-1f: \$						
	<b>h Total.</b> Add lines 1a-1f	<b>u</b>	1,364,013				
	<b>Program Service Revenue</b>	<b>2a</b> CONTRACT REVENUE	<b>Busn. Code</b>	4,124,515	4,124,515		
<b>b</b> LICENSE REVENUE			179,357	179,357			
<b>c</b>							
<b>d</b>							
<b>e</b>							
<b>f</b> All other program service revenue							
<b>g Total.</b> Add lines 2a-2f		<b>u</b>	4,303,872				
<b>Other Revenue</b>		<b>3</b> Investment income (including dividends, interest, and other similar amounts)	<b>u</b>	5,490			5,490
	<b>4</b> Income from investment of tax-exempt bond proceeds	<b>u</b>					
	<b>5</b> Royalties	<b>u</b>	35			35	
	<b>6a</b> Gross rents	(i) Real	14,410				
		(ii) Personal					
		<b>b</b> Less: rental exps.	17,013				
	<b>c</b> Rental inc. or (loss)	-2,603					
	<b>d Net rental income or (loss)</b>	<b>u</b>	-2,603	-2,603			
	<b>7a</b> Gross amount from sales of assets other than inventory	(i) Securities					
		(ii) Other	600				
		<b>b</b> Less: cost or other basis & sales exps.	742				
		<b>c Gain or (loss)</b>	-142				
	<b>d Net gain or (loss)</b>	<b>u</b>	-142	-142			
	<b>8a</b> Gross income from fundraising events (not including \$ of contributions reported on line 1c). See Part IV, line 18	<b>a</b>					
		<b>b</b> Less: direct expenses	<b>b</b>				
<b>c Net income or (loss) from fundraising events</b>		<b>u</b>					
<b>9a</b> Gross income from gaming activities. See Part IV, line 19	<b>a</b>						
	<b>b</b> Less: direct expenses	<b>b</b>					
	<b>c Net income or (loss) from gaming activities</b>	<b>u</b>					
<b>10a</b> Gross sales of inventory, less returns and allowances	<b>a</b>						
	<b>b</b> Less: cost of goods sold	<b>b</b>					
	<b>c Net income or (loss) from sales of inventory</b>	<b>u</b>					
Miscellaneous Revenue		<b>Busn. Code</b>					
<b>11a</b> CURRENCY CONVERSION INCOME			58,359	58,359			
<b>b</b> MISCELLANEOUS			3,437	3,437			
<b>c</b>							
<b>d</b> All other revenue							
<b>e Total.</b> Add lines 11a-11d	<b>u</b>		61,796				
<b>12 Total revenue.</b> See instructions.	<b>u</b>		5,732,461	4,362,923	0	5,525	

**Part IX Statement of Functional Expenses**

Section 501(c)(3) and 501(c)(4) organizations must complete all columns. All other organizations must complete column (A).

Check if Schedule O contains a response or note to any line in this Part IX

Do not include amounts reported on lines 6b, 7b, 8b, 9b, and 10b of Part VIII.	(A) Total expenses	(B) Program service expenses	(C) Management and general expenses	(D) Fundraising expenses
1 Grants and other assistance to domestic organizations and domestic governments. See Part IV, line 21				
2 Grants and other assistance to domestic individuals. See Part IV, line 22				
3 Grants and other assistance to foreign organizations, foreign governments, and foreign individuals. See Part IV, lines 15 and 16				
4 Benefits paid to or for members				
5 Compensation of current officers, directors, trustees, and key employees	463,779	232,150	231,629	
6 Compensation not included above, to disqualified persons (as defined under section 4958(f)(1)) and persons described in section 4958(c)(3)(B)				
7 Other salaries and wages	2,552,484	2,472,898	79,586	
8 Pension plan accruals and contributions (include section 401(k) and 403(b) employer contributions)	67,025	63,945	3,080	
9 Other employee benefits	148,029	141,658	6,371	
10 Payroll taxes	216,386	194,145	22,241	
11 Fees for services (non-employees):				
a Management				
b Legal	28,854		28,854	
c Accounting	23,696		23,696	
d Lobbying				
e Professional fundraising services. See Part IV, line 17				
f Investment management fees				
g Other. (If line 11g amount exceeds 10% of line 25, column (A) amount, list line 11g expenses on Schedule O.)	1,400,495	1,383,965	16,530	
12 Advertising and promotion				
13 Office expenses	44,328	13,670	30,658	
14 Information technology	42,904	11,683	31,221	
15 Royalties				
16 Occupancy	189,880		189,880	
17 Travel	401,355	392,952	8,403	
18 Payments of travel or entertainment expenses for any federal, state, or local public officials				
19 Conferences, conventions, and meetings				
20 Interest				
21 Payments to affiliates				
22 Depreciation, depletion, and amortization	19,406		19,406	
23 Insurance	31,590		31,590	
24 Other expenses. Itemize expenses not covered above (List miscellaneous expenses in line 24e. If line 24e amount exceeds 10% of line 25, column (A) amount, list line 24e expenses on Schedule O.)				
a MISCELLANEOUS	74,206	56,978	17,228	
b PROFESSIONAL DEVELOPMENT	21,388	21,175	213	
c BAD DEBTS	7,602		7,602	
d FOREIGN TAXES	7,350	7,350		
e All other expenses				
25 Total functional expenses. Add lines 1 through 24e	5,740,757	4,992,569	748,188	0
26 Joint costs. Complete this line only if the organization reported in column (B) joint costs from a combined educational campaign and fundraising solicitation. Check here <input type="checkbox"/> if following SOP 98-2 (ASC 958-720)				

**Part X Balance Sheet**

Check if Schedule O contains a response or note to any line in this Part X

		(A) Beginning of year		(B) End of year
<b>Assets</b>	<b>1</b> Cash—non-interest bearing	124,750	<b>1</b>	119,951
	<b>2</b> Savings and temporary cash investments	1,730,422	<b>2</b>	1,780,666
	<b>3</b> Pledges and grants receivable, net	401,111	<b>3</b>	67,450
	<b>4</b> Accounts receivable, net	1,180,255	<b>4</b>	1,011,924
	<b>5</b> Loans and other receivables from current and former officers, directors, trustees, key employees, and highest compensated employees. Complete Part II of Schedule L		<b>5</b>	
	<b>6</b> Loans and other receivables from other disqualified persons (as defined under section 4958(f)(1)), persons described in section 4958(c)(3)(B), and contributing employers and sponsoring organizations of section 501(c)(9) voluntary employees' beneficiary organizations (see instructions). Complete Part II of Schedule L		<b>6</b>	
	<b>7</b> Notes and loans receivable, net		<b>7</b>	
	<b>8</b> Inventories for sale or use		<b>8</b>	
	<b>9</b> Prepaid expenses and deferred charges	44,678	<b>9</b>	39,235
	<b>10a</b> Land, buildings, and equipment: cost or other basis. Complete Part VI of Schedule D	<b>10a</b> 218,746		
	<b>b</b> Less: accumulated depreciation	<b>10b</b> 183,153	47,676	<b>10c</b> 35,593
	<b>11</b> Investments—publicly traded securities		<b>11</b>	
	<b>12</b> Investments—other securities. See Part IV, line 11		<b>12</b>	
	<b>13</b> Investments—program-related. See Part IV, line 11		<b>13</b>	
	<b>14</b> Intangible assets		<b>14</b>	
	<b>15</b> Other assets. See Part IV, line 11	110,995	<b>15</b>	356,716
<b>16 Total assets.</b> Add lines 1 through 15 (must equal line 34)	3,639,887	<b>16</b>	3,411,535	
<b>Liabilities</b>	<b>17</b> Accounts payable and accrued expenses	719,669	<b>17</b>	479,529
	<b>18</b> Grants payable		<b>18</b>	
	<b>19</b> Deferred revenue	212,794	<b>19</b>	232,878
	<b>20</b> Tax-exempt bond liabilities		<b>20</b>	
	<b>21</b> Escrow or custodial account liability. Complete Part IV of Schedule D		<b>21</b>	
	<b>22</b> Loans and other payables to current and former officers, directors, trustees, key employees, highest compensated employees, and disqualified persons. Complete Part II of Schedule L		<b>22</b>	
	<b>23</b> Secured mortgages and notes payable to unrelated third parties		<b>23</b>	
	<b>24</b> Unsecured notes and loans payable to unrelated third parties		<b>24</b>	
	<b>25</b> Other liabilities (including federal income tax, payables to related third parties, and other liabilities not included on lines 17-24). Complete Part X of Schedule D		<b>25</b>	
	<b>26 Total liabilities.</b> Add lines 17 through 25	932,463	<b>26</b>	712,407
<b>Net Assets or Fund Balances</b>	<b>Organizations that follow SFAS 117 (ASC 958), check here <input checked="" type="checkbox"/> and complete lines 27 through 29, and lines 33 and 34.</b>			
	<b>27</b> Unrestricted net assets	2,294,605	<b>27</b>	2,429,659
	<b>28</b> Temporarily restricted net assets	412,819	<b>28</b>	269,469
	<b>29</b> Permanently restricted net assets		<b>29</b>	
	<b>Organizations that do not follow SFAS 117 (ASC 958), check here <input type="checkbox"/> and complete lines 30 through 34.</b>			
	<b>30</b> Capital stock or trust principal, or current funds		<b>30</b>	
	<b>31</b> Paid-in or capital surplus, or land, building, or equipment fund		<b>31</b>	
	<b>32</b> Retained earnings, endowment, accumulated income, or other funds		<b>32</b>	
<b>33</b> Total net assets or fund balances	2,707,424	<b>33</b>	2,699,128	
<b>34</b> Total liabilities and net assets/fund balances	3,639,887	<b>34</b>	3,411,535	

**Part XI Reconciliation of Net Assets**

Check if Schedule O contains a response or note to any line in this Part XI

<b>1</b>	Total revenue (must equal Part VIII, column (A), line 12)	<b>1</b>	5,732,461
<b>2</b>	Total expenses (must equal Part IX, column (A), line 25)	<b>2</b>	5,740,757
<b>3</b>	Revenue less expenses. Subtract line 2 from line 1	<b>3</b>	-8,296
<b>4</b>	Net assets or fund balances at beginning of year (must equal Part X, line 33, column (A))	<b>4</b>	2,707,424
<b>5</b>	Net unrealized gains (losses) on investments	<b>5</b>	
<b>6</b>	Donated services and use of facilities	<b>6</b>	
<b>7</b>	Investment expenses	<b>7</b>	
<b>8</b>	Prior period adjustments	<b>8</b>	
<b>9</b>	Other changes in net assets or fund balances (explain in Schedule O)	<b>9</b>	
<b>10</b>	Net assets or fund balances at end of year. Combine lines 3 through 9 (must equal Part X, line 33, column (B))	<b>10</b>	2,699,128

**Part XII Financial Statements and Reporting**

Check if Schedule O contains a response or note to any line in this Part XII

		Yes	No
<b>1</b>	Accounting method used to prepare the Form 990: <input type="checkbox"/> Cash <input checked="" type="checkbox"/> Accrual <input type="checkbox"/> Other If the organization changed its method of accounting from a prior year or checked "Other," explain in Schedule O.		
<b>2a</b>	Were the organization's financial statements compiled or reviewed by an independent accountant? If "Yes," check a box below to indicate whether the financial statements for the year were compiled or reviewed on a separate basis, consolidated basis, or both: <input type="checkbox"/> Separate basis <input type="checkbox"/> Consolidated basis <input type="checkbox"/> Both consolidated and separate basis		X
<b>b</b>	Were the organization's financial statements audited by an independent accountant? If "Yes," check a box below to indicate whether the financial statements for the year were audited on a separate basis, consolidated basis, or both: <input checked="" type="checkbox"/> Separate basis <input type="checkbox"/> Consolidated basis <input type="checkbox"/> Both consolidated and separate basis	X	
<b>c</b>	If "Yes" to line 2a or 2b, does the organization have a committee that assumes responsibility for oversight of the audit, review, or compilation of its financial statements and selection of an independent accountant? If the organization changed either its oversight process or selection process during the tax year, explain in Schedule O.	X	
<b>3a</b>	As a result of a federal award, was the organization required to undergo an audit or audits as set forth in the Single Audit Act and OMB Circular A-133?	X	
<b>b</b>	If "Yes," did the organization undergo the required audit or audits? If the organization did not undergo the required audit or audits, explain why in Schedule O and describe any steps taken to undergo such audits.	X	

**SCHEDULE A**  
(Form 990 or 990-EZ)

**Public Charity Status and Public Support**

OMB No. 1545-0047

**2017**

Open to Public Inspection

Complete if the organization is a section 501(c)(3) organization or a section 4947(a)(1) nonexempt charitable trust.

u Attach to Form 990 or Form 990-EZ.

u Go to [www.irs.gov/Form990](http://www.irs.gov/Form990) for instructions and the latest information.

Department of the Treasury  
Internal Revenue Service

Name of the organization

STOCKHOLM ENVIRONMENT INSTITUTE U.S  
INC.

Employer identification number

20-4659308

**Part I Reason for Public Charity Status** (All organizations must complete this part.) See instructions.

The organization is not a private foundation because it is: (For lines 1 through 12, check only one box.)

- 1  A church, convention of churches, or association of churches described in **section 170(b)(1)(A)(i)**.
- 2  A school described in **section 170(b)(1)(A)(ii)**. (Attach Schedule E (Form 990 or 990-EZ).)
- 3  A hospital or a cooperative hospital service organization described in **section 170(b)(1)(A)(iii)**.
- 4  A medical research organization operated in conjunction with a hospital described in **section 170(b)(1)(A)(iii)**. Enter the hospital's name, city, and state: .....
- 5  An organization operated for the benefit of a college or university owned or operated by a governmental unit described in **section 170(b)(1)(A)(iv)**. (Complete Part II.)
- 6  A federal, state, or local government or governmental unit described in **section 170(b)(1)(A)(v)**.
- 7  An organization that normally receives a substantial part of its support from a governmental unit or from the general public described in **section 170(b)(1)(A)(vi)**. (Complete Part II.)
- 8  A community trust described in **section 170(b)(1)(A)(vi)**. (Complete Part II.)
- 9  An agricultural research organization described in **section 170(b)(1)(A)(ix)** operated in conjunction with a land-grant college or university or a non-land grant college of agriculture (see instructions). Enter the name, city, and state of the college or university: .....
- 10  An organization that normally receives: (1) more than 33 1/3% of its support from contributions, membership fees, and gross receipts from activities related to its exempt functions—subject to certain exceptions, and (2) no more than 33 1/3% of its support from gross investment income and unrelated business taxable income (less section 511 tax) from businesses acquired by the organization after June 30, 1975. See **section 509(a)(2)**. (Complete Part III.)
- 11  An organization organized and operated exclusively to test for public safety. See **section 509(a)(4)**.
- 12  An organization organized and operated exclusively for the benefit of, to perform the functions of, or to carry out the purposes of one or more publicly supported organizations described in **section 509(a)(1)** or **section 509(a)(2)**. See **section 509(a)(3)**. Check the box in lines 12a through 12d that describes the type of supporting organization and complete lines 12e, 12f, and 12g.
  - a  **Type I.** A supporting organization operated, supervised, or controlled by its supported organization(s), typically by giving the supported organization(s) the power to regularly appoint or elect a majority of the directors or trustees of the supporting organization. **You must complete Part IV, Sections A and B.**
  - b  **Type II.** A supporting organization supervised or controlled in connection with its supported organization(s), by having control or management of the supporting organization vested in the same persons that control or manage the supported organization(s). **You must complete Part IV, Sections A and C.**
  - c  **Type III functionally integrated.** A supporting organization operated in connection with, and functionally integrated with, its supported organization(s) (see instructions). **You must complete Part IV, Sections A, D, and E.**
  - d  **Type III non-functionally integrated.** A supporting organization operated in connection with its supported organization(s) that is not functionally integrated. The organization generally must satisfy a distribution requirement and an attentiveness requirement (see instructions). **You must complete Part IV, Sections A and D, and Part V.**
  - e  Check this box if the organization received a written determination from the IRS that it is a Type I, Type II, Type III functionally integrated, or Type III non-functionally integrated supporting organization.
  - f Enter the number of supported organizations .....
  - g Provide the following information about the supported organization(s).

(i) Name of supported organization	(ii) EIN	(iii) Type of organization (described on lines 1–10 above (see instructions))	(iv) Is the organization listed in your governing document?		(v) Amount of monetary support (see instructions)	(vi) Amount of other support (see instructions)
			Yes	No		
(A)						
(B)						
(C)						
(D)						
(E)						
<b>Total</b>						

**Part II Support Schedule for Organizations Described in Sections 170(b)(1)(A)(iv) and 170(b)(1)(A)(vi)**  
 (Complete only if you checked the box on line 5, 7, or 8 of Part I or if the organization failed to qualify under Part III. If the organization fails to qualify under the tests listed below, please complete Part III.)

**Section A. Public Support**

Calendar year (or fiscal year beginning in)	(a) 2013	(b) 2014	(c) 2015	(d) 2016	(e) 2017	(f) Total
<b>1</b> Gifts, grants, contributions, and membership fees received. (Do not include any "unusual grants.")						
<b>2</b> Tax revenues levied for the organization's benefit and either paid to or expended on its behalf						
<b>3</b> The value of services or facilities furnished by a governmental unit to the organization without charge						
<b>4 Total.</b> Add lines 1 through 3						
<b>5</b> The portion of total contributions by each person (other than a governmental unit or publicly supported organization) included on line 1 that exceeds 2% of the amount shown on line 11, column (f)						
<b>6</b> Public support. Subtract line 5 from line 4.						

**Section B. Total Support**

Calendar year (or fiscal year beginning in)	(a) 2013	(b) 2014	(c) 2015	(d) 2016	(e) 2017	(f) Total
<b>7</b> Amounts from line 4						
<b>8</b> Gross income from interest, dividends, payments received on securities loans, rents, royalties, and income from similar sources						
<b>9</b> Net income from unrelated business activities, whether or not the business is regularly carried on						
<b>10</b> Other income. Do not include gain or loss from the sale of capital assets (Explain in Part VI.)						
<b>11 Total support.</b> Add lines 7 through 10						

**12** Gross receipts from related activities, etc. (see instructions) 12

**13 First five years.** If the Form 990 is for the organization's first, second, third, fourth, or fifth tax year as a section 501(c)(3) organization, check this box and **stop here**

**Section C. Computation of Public Support Percentage**

**14** Public support percentage for 2017 (line 6, column (f) divided by line 11, column (f)) 14 %

**15** Public support percentage from 2016 Schedule A, Part II, line 14 15 %

**16a 33 1/3% support test—2017.** If the organization did not check the box on line 13, and line 14 is 33 1/3% or more, check this box and **stop here.** The organization qualifies as a publicly supported organization

**b 33 1/3% support test—2016.** If the organization did not check a box on line 13 or 16a, and line 15 is 33 1/3% or more, check this box and **stop here.** The organization qualifies as a publicly supported organization

**17a 10%-facts-and-circumstances test—2017.** If the organization did not check a box on line 13, 16a, or 16b, and line 14 is 10% or more, and if the organization meets the "facts-and-circumstances" test, check this box and **stop here.** Explain in Part VI how the organization meets the "facts-and-circumstances" test. The organization qualifies as a publicly supported organization

**b 10%-facts-and-circumstances test—2016.** If the organization did not check a box on line 13, 16a, 16b, or 17a, and line 15 is 10% or more, and if the organization meets the "facts-and-circumstances" test, check this box and **stop here.** Explain in Part VI how the organization meets the "facts-and-circumstances" test. The organization qualifies as a publicly supported organization

**18 Private foundation.** If the organization did not check a box on line 13, 16a, 16b, 17a, or 17b, check this box and see instructions

**Part III Support Schedule for Organizations Described in Section 509(a)(2)**

(Complete only if you checked the box on line 10 of Part I or if the organization failed to qualify under Part II. If the organization fails to qualify under the tests listed below, please complete Part II.)

**Section A. Public Support**

Calendar year (or fiscal year beginning in)	(a) 2013	(b) 2014	(c) 2015	(d) 2016	(e) 2017	(f) Total
<b>1</b> Gifts, grants, contributions, and membership fees received. (Do not include any "unusual grants.")	1,412,863	1,378,642	1,587,464	1,385,523	1,364,013	7,128,505
<b>2</b> Gross receipts from admissions, merchandise sold or services performed, or facilities furnished in any activity that is related to the organization's tax-exempt purpose	2,930,334	3,478,227	3,544,767	4,160,890	4,380,078	18,494,296
<b>3</b> Gross receipts from activities that are not an unrelated trade or business under section 513						
<b>4</b> Tax revenues levied for the organization's benefit and either paid to or expended on its behalf						
<b>5</b> The value of services or facilities furnished by a governmental unit to the organization without charge						
<b>6 Total.</b> Add lines 1 through 5	4,343,197	4,856,869	5,132,231	5,546,413	5,744,091	25,622,801
<b>7a</b> Amounts included on lines 1, 2, and 3 received from disqualified persons						
<b>b</b> Amounts included on lines 2 and 3 received from other than disqualified persons that exceed the greater of \$5,000 or 1% of the amount on line 13 for the year						
<b>c</b> Add lines 7a and 7b						
<b>8 Public support.</b> (Subtract line 7c from line 6.)						25,622,801

**Section B. Total Support**

Calendar year (or fiscal year beginning in)	(a) 2013	(b) 2014	(c) 2015	(d) 2016	(e) 2017	(f) Total
<b>9</b> Amounts from line 6	4,343,197	4,856,869	5,132,231	5,546,413	5,744,091	25,622,801
<b>10a</b> Gross income from interest, dividends, payments received on securities loans, rents, royalties, and income from similar sources	25,443	15,737	19,770	21,480	5,525	87,955
<b>b</b> Unrelated business taxable income (less section 511 taxes) from businesses acquired after June 30, 1975						
<b>c</b> Add lines 10a and 10b	25,443	15,737	19,770	21,480	5,525	87,955
<b>11</b> Net income from unrelated business activities not included in line 10b, whether or not the business is regularly carried on						
<b>12</b> Other income. Do not include gain or loss from the sale of capital assets (Explain in Part VI.)						
<b>13 Total support.</b> (Add lines 9, 10c, 11, and 12.)	4,368,640	4,872,606	5,152,001	5,567,893	5,749,616	25,710,756
<b>14 First five years.</b> If the Form 990 is for the organization's first, second, third, fourth, or fifth tax year as a section 501(c)(3) organization, check this box and <b>stop here</b> <input type="checkbox"/>						

**Section C. Computation of Public Support Percentage**

<b>15</b> Public support percentage for 2017 (line 8, column (f) divided by line 13, column (f))	<b>15</b>	99.66 %
<b>16</b> Public support percentage from 2016 Schedule A, Part III, line 15	<b>16</b>	99.47 %

**Section D. Computation of Investment Income Percentage**

<b>17</b> Investment income percentage for 2017 (line 10c, column (f) divided by line 13, column (f))	<b>17</b>	%
<b>18</b> Investment income percentage from 2016 Schedule A, Part III, line 17	<b>18</b>	1 %

- 19a 33 1/3% support tests—2017.** If the organization did not check the box on line 14, and line 15 is more than 33 1/3%, and line 17 is not more than 33 1/3%, check this box and **stop here.** The organization qualifies as a publicly supported organization
- b 33 1/3% support tests—2016.** If the organization did not check a box on line 14 or line 19a, and line 16 is more than 33 1/3%, and line 18 is not more than 33 1/3%, check this box and **stop here.** The organization qualifies as a publicly supported organization
- 20 Private foundation.** If the organization did not check a box on line 14, 19a, or 19b, check this box and see instructions

**Part IV Supporting Organizations**

(Complete only if you checked a box in line 12 on Part I. If you checked 12a of Part I, complete Sections A and B. If you checked 12b of Part I, complete Sections A and C. If you checked 12c of Part I, complete Sections A, D, and E. If you checked 12d of Part I, complete Sections A and D, and complete Part V.)

**Section A. All Supporting Organizations**

	Yes	No
1 Are all of the organization's supported organizations listed by name in the organization's governing documents? <i>If "No," describe in Part VI how the supported organizations are designated. If designated by class or purpose, describe the designation. If historic and continuing relationship, explain.</i>		
2 Did the organization have any supported organization that does not have an IRS determination of status under section 509(a)(1) or (2)? <i>If "Yes," explain in Part VI how the organization determined that the supported organization was described in section 509(a)(1) or (2).</i>		
3a Did the organization have a supported organization described in section 501(c)(4), (5), or (6)? <i>If "Yes," answer (b) and (c) below.</i>		
b Did the organization confirm that each supported organization qualified under section 501(c)(4), (5), or (6) and satisfied the public support tests under section 509(a)(2)? <i>If "Yes," describe in Part VI when and how the organization made the determination.</i>		
c Did the organization ensure that all support to such organizations was used exclusively for section 170(c)(2)(B) purposes? <i>If "Yes," explain in Part VI what controls the organization put in place to ensure such use.</i>		
4a Was any supported organization not organized in the United States ("foreign supported organization")? <i>If "Yes," and if you checked 12a or 12b in Part I, answer (b) and (c) below.</i>		
b Did the organization have ultimate control and discretion in deciding whether to make grants to the foreign supported organization? <i>If "Yes," describe in Part VI how the organization had such control and discretion despite being controlled or supervised by or in connection with its supported organizations.</i>		
c Did the organization support any foreign supported organization that does not have an IRS determination under sections 501(c)(3) and 509(a)(1) or (2)? <i>If "Yes," explain in Part VI what controls the organization used to ensure that all support to the foreign supported organization was used exclusively for section 170(c)(2)(B) purposes.</i>		
5a Did the organization add, substitute, or remove any supported organizations during the tax year? <i>If "Yes," answer (b) and (c) below (if applicable). Also, provide detail in Part VI, including (i) the names and EIN numbers of the supported organizations added, substituted, or removed; (ii) the reasons for each such action; (iii) the authority under the organization's organizing document authorizing such action; and (iv) how the action was accomplished (such as by amendment to the organizing document).</i>		
b <b>Type I or Type II only.</b> Was any added or substituted supported organization part of a class already designated in the organization's organizing document?		
c <b>Substitutions only.</b> Was the substitution the result of an event beyond the organization's control?		
6 Did the organization provide support (whether in the form of grants or the provision of services or facilities) to anyone other than (i) its supported organizations, (ii) individuals that are part of the charitable class benefited by one or more of its supported organizations, or (iii) other supporting organizations that also support or benefit one or more of the filing organization's supported organizations? <i>If "Yes," provide detail in Part VI.</i>		
7 Did the organization provide a grant, loan, compensation, or other similar payment to a substantial contributor (defined in section 4958(c)(3)(C)), a family member of a substantial contributor, or a 35% controlled entity with regard to a substantial contributor? <i>If "Yes," complete Part I of Schedule L (Form 990 or 990-EZ).</i>		
8 Did the organization make a loan to a disqualified person (as defined in section 4958) not described in line 7? <i>If "Yes," complete Part I of Schedule L (Form 990 or 990-EZ).</i>		
9a Was the organization controlled directly or indirectly at any time during the tax year by one or more disqualified persons as defined in section 4946 (other than foundation managers and organizations described in section 509(a)(1) or (2))? <i>If "Yes," provide detail in Part VI.</i>		
b Did one or more disqualified persons (as defined in line 9a) hold a controlling interest in any entity in which the supporting organization had an interest? <i>If "Yes," provide detail in Part VI.</i>		
c Did a disqualified person (as defined in line 9a) have an ownership interest in, or derive any personal benefit from, assets in which the supporting organization also had an interest? <i>If "Yes," provide detail in Part VI.</i>		
10a Was the organization subject to the excess business holdings rules of section 4943 because of section 4943(f) (regarding certain Type II supporting organizations, and all Type III non-functionally integrated supporting organizations)? <i>If "Yes," answer 10b below.</i>		
b Did the organization have any excess business holdings in the tax year? <i>(Use Schedule C, Form 4720, to determine whether the organization had excess business holdings.)</i>		

**Part IV Supporting Organizations** (continued)

		Yes	No
11	Has the organization accepted a gift or contribution from any of the following persons?		
a	A person who directly or indirectly controls, either alone or together with persons described in (b) and (c) below, the governing body of a supported organization?		
11a			
b	A family member of a person described in (a) above?		
11b			
c	A 35% controlled entity of a person described in (a) or (b) above? If "Yes" to a, b, or c, provide detail in Part VI.		
11c			

**Section B. Type I Supporting Organizations**

		Yes	No
1	Did the directors, trustees, or membership of one or more supported organizations have the power to regularly appoint or elect at least a majority of the organization's directors or trustees at all times during the tax year? If "No," describe in Part VI how the supported organization(s) effectively operated, supervised, or controlled the organization's activities. If the organization had more than one supported organization, describe how the powers to appoint and/or remove directors or trustees were allocated among the supported organizations and what conditions or restrictions, if any, applied to such powers during the tax year.		
1			
2	Did the organization operate for the benefit of any supported organization other than the supported organization(s) that operated, supervised, or controlled the supporting organization? If "Yes," explain in Part VI how providing such benefit carried out the purposes of the supported organization(s) that operated, supervised, or controlled the supporting organization.		
2			

**Section C. Type II Supporting Organizations**

		Yes	No
1	Were a majority of the organization's directors or trustees during the tax year also a majority of the directors or trustees of each of the organization's supported organization(s)? If "No," describe in Part VI how control or management of the supporting organization was vested in the same persons that controlled or managed the supported organization(s).		
1			

**Section D. All Type III Supporting Organizations**

		Yes	No
1	Did the organization provide to each of its supported organizations, by the last day of the fifth month of the organization's tax year, (i) a written notice describing the type and amount of support provided during the prior tax year, (ii) a copy of the Form 990 that was most recently filed as of the date of notification, and (iii) copies of the organization's governing documents in effect on the date of notification, to the extent not previously provided?		
1			
2	Were any of the organization's officers, directors, or trustees either (i) appointed or elected by the supported organization(s) or (ii) serving on the governing body of a supported organization? If "No," explain in Part VI how the organization maintained a close and continuous working relationship with the supported organization(s).		
2			
3	By reason of the relationship described in (2), did the organization's supported organizations have a significant voice in the organization's investment policies and in directing the use of the organization's income or assets at all times during the tax year? If "Yes," describe in Part VI the role the organization's supported organizations played in this regard.		
3			

**Section E. Type III Functionally-Integrated Supporting Organizations**

1	Check the box next to the method that the organization used to satisfy the Integral Part Test during the year (see instructions).		
a	<input type="checkbox"/> The organization satisfied the Activities Test. Complete line 2 below.		
b	<input type="checkbox"/> The organization is the parent of each of its supported organizations. Complete line 3 below.		
c	<input type="checkbox"/> The organization supported a governmental entity. Describe in Part VI how you supported a government entity (see instructions).		
2	Activities Test. Answer (a) and (b) below.		
a	Did substantially all of the organization's activities during the tax year directly further the exempt purposes of the supported organization(s) to which the organization was responsive? If "Yes," then in Part VI identify those supported organizations and explain how these activities directly furthered their exempt purposes, how the organization was responsive to those supported organizations, and how the organization determined that these activities constituted substantially all of its activities.		
2a			
b	Did the activities described in (a) constitute activities that, but for the organization's involvement, one or more of the organization's supported organization(s) would have been engaged in? If "Yes," explain in Part VI the reasons for the organization's position that its supported organization(s) would have engaged in these activities but for the organization's involvement.		
2b			
3	Parent of Supported Organizations. Answer (a) and (b) below.		
a	Did the organization have the power to regularly appoint or elect a majority of the officers, directors, or trustees of each of the supported organizations? Provide details in Part VI.		
3a			
b	Did the organization exercise a substantial degree of direction over the policies, programs, and activities of each of its supported organizations? If "Yes," describe in Part VI the role played by the organization in this regard.		
3b			

**Part V Type III Non-Functionally Integrated 509(a)(3) Supporting Organizations**

- 1  Check here if the organization satisfied the Integral Part Test as a qualifying trust on Nov. 20, 1970 (explain in Part VI). See instructions. All other Type III non-functionally integrated supporting organizations must complete Sections A through E.

Section A - Adjusted Net Income		(A) Prior Year	(B) Current Year (optional)
1	Net short-term capital gain	1	
2	Recoveries of prior-year distributions	2	
3	Other gross income (see instructions)	3	
4	Add lines 1 through 3.	4	
5	Depreciation and depletion	5	
6	Portion of operating expenses paid or incurred for production or collection of gross income or for management, conservation, or maintenance of property held for production of income (see instructions)	6	
7	Other expenses (see instructions)	7	
8	<b>Adjusted Net Income</b> (subtract lines 5, 6 and 7 from line 4).	8	
Section B - Minimum Asset Amount		(A) Prior Year	(B) Current Year (optional)
1	Aggregate fair market value of all non-exempt-use assets (see instructions for short tax year or assets held for part of year):		
a	Average monthly value of securities	1a	
b	Average monthly cash balances	1b	
c	Fair market value of other non-exempt-use assets	1c	
d	<b>Total</b> (add lines 1a, 1b, and 1c)	1d	
e	<b>Discount</b> claimed for blockage or other factors (explain in detail in Part VI):		
2	Acquisition indebtedness applicable to non-exempt-use assets	2	
3	Subtract line 2 from line 1d.	3	
4	Cash deemed held for exempt use. Enter 1-1/2% of line 3 (for greater amount, see instructions).	4	
5	Net value of non-exempt-use assets (subtract line 4 from line 3)	5	
6	Multiply line 5 by .035.	6	
7	Recoveries of prior-year distributions	7	
8	<b>Minimum Asset Amount</b> (add line 7 to line 6)	8	
Section C - Distributable Amount			Current Year
1	Adjusted net income for prior year (from Section A, line 8, Column A)	1	
2	Enter 85% of line 1.	2	
3	Minimum asset amount for prior year (from Section B, line 8, Column A)	3	
4	Enter greater of line 2 or line 3.	4	
5	Income tax imposed in prior year	5	
6	<b>Distributable Amount.</b> Subtract line 5 from line 4, unless subject to emergency temporary reduction (see instructions).	6	
7	<input type="checkbox"/> Check here if the current year is the organization's first as a non-functionally integrated Type III supporting organization (see instructions).		

**Part V Type III Non-Functionally Integrated 509(a)(3) Supporting Organizations** (continued)

Section D - Distributions	Current Year
1 Amounts paid to supported organizations to accomplish exempt purposes	
2 Amounts paid to perform activity that directly furthers exempt purposes of supported organizations, in excess of income from activity	
3 Administrative expenses paid to accomplish exempt purposes of supported organizations	
4 Amounts paid to acquire exempt-use assets	
5 Qualified set-aside amounts (prior IRS approval required)	
6 Other distributions (describe in Part VI). See instructions.	
7 <b>Total annual distributions.</b> Add lines 1 through 6.	
8 Distributions to attentive supported organizations to which the organization is responsive (provide details in Part VI). See instructions.	
9 Distributable amount for 2017 from Section C, line 6	
10 Line 8 amount divided by line 9 amount	

Section E - Distribution Allocations (see instructions)	(i) Excess Distributions	(ii) Underdistributions Pre-2017	(iii) Distributable Amount for 2017
1 Distributable amount for 2017 from Section C, line 6			
2 Underdistributions, if any, for years prior to 2017 (reasonable cause required-explain in Part VI). See instructions.			
3 Excess distributions carryover, if any, to 2017:			
a			
b From 2013			
c From 2014 .....			
d From 2015 .....			
e From 2016 .....			
f <b>Total</b> of lines 3a through e			
g Applied to underdistributions of prior years			
h Applied to 2017 distributable amount			
i Carryover from 2012 not applied (see instructions)			
j Remainder. Subtract lines 3g, 3h, and 3i from 3f.			
4 Distributions for 2017 from Section D, line 7: \$			
a Applied to underdistributions of prior years			
b Applied to 2017 distributable amount			
c Remainder. Subtract lines 4a and 4b from 4.			
5 Remaining underdistributions for years prior to 2017, if any. Subtract lines 3g and 4a from line 2. For result greater than zero, explain in Part VI. See instructions.			
6 Remaining underdistributions for 2017. Subtract lines 3h and 4b from line 1. For result greater than zero, explain in Part VI. See instructions.			
7 <b>Excess distributions carryover to 2018.</b> Add lines 3j and 4c.			
8 Breakdown of line 7:			
a Excess from 2013			
b Excess from 2014 .....			
c Excess from 2015 .....			
d Excess from 2016 .....			
e Excess from 2017 .....			



**Schedule of Contributors**

**2017**

**u Attach to Form 990, Form 990-EZ, or Form 990-PF.**  
**u Go to [www.irs.gov/Form990](http://www.irs.gov/Form990) for the latest information.**

<b>Name of the organization</b> STOCKHOLM ENVIRONMENT INSTITUTE U.S INC.	<b>Employer identification number</b> 20-4659308
--	---

**Organization type** (check one):

- |                    |   |
|--------------------|---|
| <b>Filers of:</b>  | <b>Section:</b>   |
| Form 990 or 990-EZ | <input checked="" type="checkbox"/> 501(c)( 3 ) (enter number) organization                               |
|                    | <input type="checkbox"/> 4947(a)(1) nonexempt charitable trust <b>not</b> treated as a private foundation |
|                    | <input type="checkbox"/> 527 political organization   |
| Form 990-PF        | <input type="checkbox"/> 501(c)(3) exempt private foundation  |
|                    | <input type="checkbox"/> 4947(a)(1) nonexempt charitable trust treated as a private foundation            |
|                    | <input type="checkbox"/> 501(c)(3) taxable private foundation   |

Check if your organization is covered by the **General Rule** or a **Special Rule**.

**Note:** Only a section 501(c)(7), (8), or (10) organization can check boxes for both the General Rule and a Special Rule. See instructions.

**General Rule**

- For an organization filing Form 990, 990-EZ, or 990-PF that received, during the year, contributions totaling \$5,000 or more (in money or property) from any one contributor. Complete Parts I and II. See instructions for determining a contributor's total contributions.

**Special Rules**

- For an organization described in section 501(c)(3) filing Form 990 or 990-EZ that met the 33<sup>1</sup>/<sub>3</sub>% support test of the regulations under sections 509(a)(1) and 170(b)(1)(A)(vi), that checked Schedule A (Form 990 or 990-EZ), Part II, line 13, 16a, or 16b, and that received from any one contributor, during the year, total contributions of the greater of **(1)** \$5,000; or **(2)** 2% of the amount on (i) Form 990, Part VIII, line 1h; or (ii) Form 990-EZ, line 1. Complete Parts I and II.
- For an organization described in section 501(c)(7), (8), or (10) filing Form 990 or 990-EZ that received from any one contributor, during the year, total contributions of more than \$1,000 *exclusively* for religious, charitable, scientific, literary, or educational purposes, or for the prevention of cruelty to children or animals. Complete Parts I, II, and III.
- For an organization described in section 501(c)(7), (8), or (10) filing Form 990 or 990-EZ that received from any one contributor, during the year, contributions *exclusively* for religious, charitable, etc., purposes, but no such contributions totaled more than \$1,000. If this box is checked, enter here the total contributions that were received during the year for an *exclusively* religious, charitable, etc., purpose. Don't complete any of the parts unless the **General Rule** applies to this organization because it received *nonexclusively* religious, charitable, etc., contributions totaling \$5,000 or more during the year ..... ► \$ .....

**Caution:** An organization that isn't covered by the General Rule and/or the Special Rules doesn't file Schedule B (Form 990, 990-EZ, or 990-PF), but it **must** answer "No" on Part IV, line 2, of its Form 990; or check the box on line H of its Form 990-EZ or on its Form 990-PF, Part I, line 2, to certify that it doesn't meet the filing requirements of Schedule B (Form 990, 990-EZ, or 990-PF).

## Name of organization

STOCKHOLM ENVIRONMENT INSTITUTE U.S

## Employer identification number

20-4659308

**Part I Contributors** (see instructions). Use duplicate copies of Part I if additional space is needed.

(a) No.	(b) Name, address, and ZIP + 4	(c) Total contributions	(d) Type of contribution
1	STOCKHOLM ENVIRONMENT INSTITUTE, SWEDEN KRAFTRIKET 2B SE-106 STOCKHOLM SWEDEN STOCKHOLM	\$ 124,781	Person <input checked="" type="checkbox"/> Payroll <input type="checkbox"/> Noncash <input type="checkbox"/> (Complete Part II for noncash contributions.)
2	BLUE MOON FUND 433 PARK STREET CHARLOTTESVILLE VA 22902	\$ 152,000	Person <input checked="" type="checkbox"/> Payroll <input type="checkbox"/> Noncash <input type="checkbox"/> (Complete Part II for noncash contributions.)
3	CITIES ALLIANCE U.N. OFFICE FOR PROJECT SERVICES RUE ROYAL 94 1000 BRUSSELS	\$ 33,268	Person <input checked="" type="checkbox"/> Payroll <input type="checkbox"/> Noncash <input type="checkbox"/> (Complete Part II for noncash contributions.)
4	U.S. ENVIRONMENTAL PROTECTION AGENCY 1200 PENNSYLVANIA AVE. NW WASHINGTON DC 20460	\$ 346,914	Person <input checked="" type="checkbox"/> Payroll <input type="checkbox"/> Noncash <input type="checkbox"/> (Complete Part II for noncash contributions.)
5	OVERLOOK FOUNDATION 919 SIR FRANCIS DRAKE BLVD. SUITE 201 KENTFIELD CA 94904	\$ 90,077	Person <input checked="" type="checkbox"/> Payroll <input type="checkbox"/> Noncash <input type="checkbox"/> (Complete Part II for noncash contributions.)
6	KR FOUNDATION C/O KLUB #8 LINNESGADE 25, 1ST FLOOR 1361 COPENHAGEN	\$ 183,918	Person <input checked="" type="checkbox"/> Payroll <input type="checkbox"/> Noncash <input type="checkbox"/> (Complete Part II for noncash contributions.)

## Name of organization

STOCKHOLM ENVIRONMENT INSTITUTE U.S

## Employer identification number

20-4659308

**Part I Contributors** (see instructions). Use duplicate copies of Part I if additional space is needed.

(a) No.	(b) Name, address, and ZIP + 4	(c) Total contributions	(d) Type of contribution
7	NAT'L INSTITUTE OF FOOD AND AGRICULT USDA/ AWARDS MANAGEMENT DIVISION 2121 WATERFRONT CENTRE WASHINGTON DC 20250	\$ 180,879	Person <input checked="" type="checkbox"/> Payroll <input type="checkbox"/> Noncash <input type="checkbox"/> (Complete Part II for noncash contributions.)
8	UNIVERSITY OF CALIFORNIA BERKELEY 631 DAVIS HALL, MC 1792 BERKELEY CA 94720	\$ 83,248	Person <input checked="" type="checkbox"/> Payroll <input type="checkbox"/> Noncash <input type="checkbox"/> (Complete Part II for noncash contributions.)
9	UNIVERSITY OF NORTH CAROLINA AT CHAPEL HILL OFFICE OF SPONSORED RES 104 AIRPORT DRIVE, SHITE 220 CB#1350 CHAPEL HILL NC 27599	\$ 37,386	Person <input checked="" type="checkbox"/> Payroll <input type="checkbox"/> Noncash <input type="checkbox"/> (Complete Part II for noncash contributions.)
10	SCHMIDT FAMILY FOUNDATION 555 BRYANT ST. #370 PALO ALTO CA 94301	\$ 40,303	Person <input checked="" type="checkbox"/> Payroll <input type="checkbox"/> Noncash <input type="checkbox"/> (Complete Part II for noncash contributions.)
11	NEW VENTURE FUND 1201 CONNECTICUT AVE NW SUITE 300 WASHINGTON DC 20036	\$ 20,000	Person <input checked="" type="checkbox"/> Payroll <input type="checkbox"/> Noncash <input type="checkbox"/> (Complete Part II for noncash contributions.)
12	SUSTAINABLE MARKETS FOUNDATION 45 WEST 36TH STREET 6TH FLOOR NEW YORK NY 10018-7635	\$ 20,000	Person <input checked="" type="checkbox"/> Payroll <input type="checkbox"/> Noncash <input type="checkbox"/> (Complete Part II for noncash contributions.)

<b>Name of organization</b> STOCKHOLM ENVIRONMENT INSTITUTE U.S	<b>Employer identification number</b> 20-4659308
--	---

**Part I Contributors** (see instructions). Use duplicate copies of Part I if additional space is needed.

(a) No.	(b) Name, address, and ZIP + 4	(c) Total contributions	(d) Type of contribution
13	BLOOMBERG PHILANTHROPIES 25 EAST 78TH STREET NEW YORK NY 10075	\$ 51,239	Person <input checked="" type="checkbox"/> Payroll <input type="checkbox"/> Noncash <input type="checkbox"/> (Complete Part II for noncash contributions.)
.....	.....	\$ .....	Person <input type="checkbox"/> Payroll <input type="checkbox"/> Noncash <input type="checkbox"/> (Complete Part II for noncash contributions.)
.....	.....	\$ .....	Person <input type="checkbox"/> Payroll <input type="checkbox"/> Noncash <input type="checkbox"/> (Complete Part II for noncash contributions.)
.....	.....	\$ .....	Person <input type="checkbox"/> Payroll <input type="checkbox"/> Noncash <input type="checkbox"/> (Complete Part II for noncash contributions.)
.....	.....	\$ .....	Person <input type="checkbox"/> Payroll <input type="checkbox"/> Noncash <input type="checkbox"/> (Complete Part II for noncash contributions.)
.....	.....	\$ .....	Person <input type="checkbox"/> Payroll <input type="checkbox"/> Noncash <input type="checkbox"/> (Complete Part II for noncash contributions.)
.....	.....	\$ .....	Person <input type="checkbox"/> Payroll <input type="checkbox"/> Noncash <input type="checkbox"/> (Complete Part II for noncash contributions.)

SCHEDULE D (Form 990)

Department of the Treasury Internal Revenue Service

Supplemental Financial Statements

u Complete if the organization answered "Yes" on Form 990, Part IV, line 6, 7, 8, 9, 10, 11a, 11b, 11c, 11d, 11e, 11f, 12a, or 12b. u Attach to Form 990.

u Go to www.irs.gov/Form990 for instructions and the latest information.

OMB No. 1545-0047

2017

Open to Public Inspection

Name of the organization

STOCKHOLM ENVIRONMENT INSTITUTE U.S INC.

Employer identification number

20-4659308

Part I Organizations Maintaining Donor Advised Funds or Other Similar Funds or Accounts.

Complete if the organization answered "Yes" on Form 990, Part IV, line 6.

Table with 2 columns: (a) Donor advised funds, (b) Funds and other accounts. Rows include: 1 Total number at end of year, 2 Aggregate value of contributions to (during year), 3 Aggregate value of grants from (during year), 4 Aggregate value at end of year, 5 Did the organization inform all donors and donor advisors in writing that the assets held in donor advised funds are the organization's property, subject to the organization's exclusive legal control?, 6 Did the organization inform all grantees, donors, and donor advisors in writing that grant funds can be used only for charitable purposes and not for the benefit of the donor or donor advisor, or for any other purpose conferring impermissible private benefit?

Part II Conservation Easements.

Complete if the organization answered "Yes" on Form 990, Part IV, line 7.

Table with 2 columns: (a) Donor advised funds, (b) Funds and other accounts. Rows include: 1 Purpose(s) of conservation easements held by the organization (check all that apply), 2 Complete lines 2a through 2d if the organization held a qualified conservation contribution in the form of a conservation easement on the last day of the tax year. (Sub-rows: a Total number of conservation easements, b Total acreage restricted by conservation easements, c Number of conservation easements on a certified historic structure included in (a), d Number of conservation easements included in (c) acquired after 7/25/06, and not on a historic structure listed in the National Register), 3 Number of conservation easements modified, transferred, released, extinguished, or terminated by the organization during the tax year u, 4 Number of states where property subject to conservation easement is located u, 5 Does the organization have a written policy regarding the periodic monitoring, inspection, handling of violations, and enforcement of the conservation easements it holds?, 6 Staff and volunteer hours devoted to monitoring, inspecting, handling of violations, and enforcing conservation easements during the year u, 7 Amount of expenses incurred in monitoring, inspecting, handling of violations, and enforcing conservation easements during the year u \$, 8 Does each conservation easement reported on line 2(d) above satisfy the requirements of section 170(h)(4)(B)(i) and section 170(h)(4)(B)(ii)?, 9 In Part XIII, describe how the organization reports conservation easements in its revenue and expense statement, and balance sheet, and include, if applicable, the text of the footnote to the organization's financial statements that describes the organization's accounting for conservation easements.

Part III Organizations Maintaining Collections of Art, Historical Treasures, or Other Similar Assets.

Complete if the organization answered "Yes" on Form 990, Part IV, line 8.

Table with 2 columns: (a) Donor advised funds, (b) Funds and other accounts. Rows include: 1a If the organization elected, as permitted under SFAS 116 (ASC 958), not to report in its revenue statement and balance sheet works of art, historical treasures, or other similar assets held for public exhibition, education, or research in furtherance of public service, provide, in Part XIII, the text of the footnote to its financial statements that describes these items. b If the organization elected, as permitted under SFAS 116 (ASC 958), to report in its revenue statement and balance sheet works of art, historical treasures, or other similar assets held for public exhibition, education, or research in furtherance of public service, provide the following amounts relating to these items: (i) Revenue included on Form 990, Part VIII, line 1 u \$, (ii) Assets included in Form 990, Part X u \$, 2 If the organization received or held works of art, historical treasures, or other similar assets for financial gain, provide the following amounts required to be reported under SFAS 116 (ASC 958) relating to these items: a Revenue included on Form 990, Part VIII, line 1 u \$, b Assets included in Form 990, Part X u \$

**Part III Organizations Maintaining Collections of Art, Historical Treasures, or Other Similar Assets** (continued)

- 3 Using the organization's acquisition, accession, and other records, check any of the following that are a significant use of its collection items (check all that apply):
- a  Public exhibition
  - b  Scholarly research
  - c  Preservation for future generations
  - d  Loan or exchange programs
  - e  Other .....
- 4 Provide a description of the organization's collections and explain how they further the organization's exempt purpose in Part XIII.
- 5 During the year, did the organization solicit or receive donations of art, historical treasures, or other similar assets to be sold to raise funds rather than to be maintained as part of the organization's collection?  Yes  No

**Part IV Escrow and Custodial Arrangements.**

Complete if the organization answered "Yes" on Form 990, Part IV, line 9, or reported an amount on Form 990, Part X, line 21.

- 1a Is the organization an agent, trustee, custodian or other intermediary for contributions or other assets not included on Form 990, Part X?  Yes  No
- b If "Yes," explain the arrangement in Part XIII and complete the following table:
- |                                       | Amount |
|---------------------------------------|--------|
| c Beginning balance .....             | 1c     |
| d Additions during the year .....     | 1d     |
| e Distributions during the year ..... | 1e     |
| f Ending balance .....                | 1f     |
- 2a Did the organization include an amount on Form 990, Part X, line 21, for escrow or custodial account liability?  Yes  No
- b If "Yes," explain the arrangement in Part XIII. Check here if the explanation has been provided on Part XIII  Yes  No

**Part V Endowment Funds.**

Complete if the organization answered "Yes" on Form 990, Part IV, line 10.

	(a) Current year	(b) Prior year	(c) Two years back	(d) Three years back	(e) Four years back
1a Beginning of year balance .....					
b Contributions .....					
c Net investment earnings, gains, and losses .....					
d Grants or scholarships .....					
e Other expenditures for facilities and programs .....					
f Administrative expenses .....					
g End of year balance .....					

- 2 Provide the estimated percentage of the current year end balance (line 1g, column (a)) held as:
- a Board designated or quasi-endowment **u** .....
  - b Permanent endowment **u** .....
  - c Temporarily restricted endowment **u** .....
- The percentages on lines 2a, 2b, and 2c should equal 100%.
- 3a Are there endowment funds not in the possession of the organization that are held and administered for the organization by:
- (i) unrelated organizations .....
  - (ii) related organizations .....
- b If "Yes" on line 3a(ii), are the related organizations listed as required on Schedule R?  Yes  No
- 4 Describe in Part XIII the intended uses of the organization's endowment funds.

**Part VI Land, Buildings, and Equipment.**

Complete if the organization answered "Yes" on Form 990, Part IV, line 11a. See Form 990, Part X, line 10.

Description of property	(a) Cost or other basis (investment)	(b) Cost or other basis (other)	(c) Accumulated depreciation	(d) Book value
1a Land .....				
b Buildings .....				
c Leasehold improvements .....				
d Equipment .....				
e Other .....		218,746	183,153	35,593
<b>Total.</b> Add lines 1a through 1e. (Column (d) must equal Form 990, Part X, column (B), line 10c.) .....			<b>u</b>	35,593

**Part VII Investments—Other Securities.**

Complete if the organization answered "Yes" on Form 990, Part IV, line 11b. See Form 990, Part X, line 12.

(a) Description of security or category (including name of security)	(b) Book value	(c) Method of valuation: Cost or end-of-year market value
(1) Financial derivatives		
(2) Closely-held equity interests		
(3) Other		
(A)		
(B)		
(C)		
(D)		
(E)		
(F)		
(G)		
(H)		
<b>Total.</b> (Column (b) must equal Form 990, Part X, col. (B) line 12.) <b>u</b>		

**Part VIII Investments—Program Related.**

Complete if the organization answered "Yes" on Form 990, Part IV, line 11c. See Form 990, Part X, line 13.

(a) Description of investment	(b) Book value	(c) Method of valuation: Cost or end-of-year market value
(1)		
(2)		
(3)		
(4)		
(5)		
(6)		
(7)		
(8)		
(9)		
<b>Total.</b> (Column (b) must equal Form 990, Part X, col. (B) line 13.) <b>u</b>		

**Part IX Other Assets.**

Complete if the organization answered "Yes" on Form 990, Part IV, line 11d. See Form 990, Part X, line 15.

(a) Description	(b) Book value
(1) UNBILLED WORK IN PROCESS	356,716
(2)	
(3)	
(4)	
(5)	
(6)	
(7)	
(8)	
(9)	
<b>Total.</b> (Column (b) must equal Form 990, Part X, col. (B) line 15.) <b>u</b>	356,716

**Part X Other Liabilities.**

Complete if the organization answered "Yes" on Form 990, Part IV, line 11e or 11f. See Form 990, Part X, line 25.

1. (a) Description of liability	(b) Book value	
(1) Federal income taxes		
(2)		
(3)		
(4)		
(5)		
(6)		
(7)		
(8)		
(9)		
<b>Total.</b> (Column (b) must equal Form 990, Part X, col. (B) line 25.) <b>u</b>		

2. Liability for uncertain tax positions. In Part XIII, provide the text of the footnote to the organization's financial statements that reports the organization's liability for uncertain tax positions under FIN 48 (ASC 740). Check here if the text of the footnote has been provided in Part XIII

**Part XI Reconciliation of Revenue per Audited Financial Statements With Revenue per Return.**

Complete if the organization answered "Yes" on Form 990, Part IV, line 12a.

1	Total revenue, gains, and other support per audited financial statements		1	5,749,616
2	Amounts included on line 1 but not on Form 990, Part VIII, line 12:			
a	Net unrealized gains (losses) on investments	2a		
b	Donated services and use of facilities	2b		
c	Recoveries of prior year grants	2c		
d	Other (Describe in Part XIII.)	2d	17,155	
e	Add lines 2a through 2d	2e		17,155
3	Subtract line 2e from line 1	3		5,732,461
4	Amounts included on Form 990, Part VIII, line 12, but not on line 1:			
a	Investment expenses not included on Form 990, Part VIII, line 7b	4a		
b	Other (Describe in Part XIII.)	4b		
c	Add lines 4a and 4b	4c		
5	Total revenue. Add lines 3 and 4c. (This must equal Form 990, Part I, line 12.)	5		5,732,461

**Part XII Reconciliation of Expenses per Audited Financial Statements With Expenses per Return.**

Complete if the organization answered "Yes" on Form 990, Part IV, line 12a.

1	Total expenses and losses per audited financial statements		1	5,757,912
2	Amounts included on line 1 but not on Form 990, Part IX, line 25:			
a	Donated services and use of facilities	2a		
b	Prior year adjustments	2b		
c	Other losses	2c	142	
d	Other (Describe in Part XIII.)	2d	17,013	
e	Add lines 2a through 2d	2e		17,155
3	Subtract line 2e from line 1	3		5,740,757
4	Amounts included on Form 990, Part IX, line 25, but not on line 1:			
a	Investment expenses not included on Form 990, Part VIII, line 7b	4a		
b	Other (Describe in Part XIII.)	4b		
c	Add lines 4a and 4b	4c		
5	Total expenses. Add lines 3 and 4c. (This must equal Form 990, Part I, line 18.)	5		5,740,757

**Part XIII Supplemental Information.**

Provide the descriptions required for Part II, lines 3, 5, and 9; Part III, lines 1a and 4; Part IV, lines 1b and 2b; Part V, line 4; Part X, line 2; Part XI, lines 2d and 4b; and Part XII, lines 2d and 4b. Also complete this part to provide any additional information.

PART XI, LINE 2D - REVENUE AMOUNTS INCLUDED IN FINANCIALS - OTHER

RENTAL EXPENSES \$ 17,013

LOSS ON SALE OF ASSET \$ 142

PART XII, LINE 2D - EXPENSE AMOUNTS INCLUDED IN FINANCIALS - OTHER

RENTAL EXPENSES \$ 17,013



**SCHEDULE F  
(Form 990)**

**Statement of Activities Outside the United States**

OMB No. 1545-0047

u Complete if the organization answered "Yes" on Form 990, Part IV, line 14b, 15, or 16.  
u Attach to Form 990.

**2017**

**Open to Public Inspection**

Department of the Treasury  
Internal Revenue Service

u Go to [www.irs.gov/Form990](http://www.irs.gov/Form990) for instructions and the latest information.

Name of the organization

STOCKHOLM ENVIRONMENT INSTITUTE U.S  
INC.

Employer identification number

20-4659308

**Part I General Information on Activities Outside the United States.** Complete if the organization answered "Yes" on Form 990, Part IV, line 14b.

**1 For grantmakers.** Does the organization maintain records to substantiate the amount of its grants and other assistance, the grantees' eligibility for the grants or assistance, and the selection criteria used to award the grants or assistance?  Yes  No

**2 For grantmakers.** Describe in Part V the organization's procedures for monitoring the use of its grants and other assistance outside the United States.

**3 Activities per Region.** (The following Part I, line 3 table can be duplicated if additional space is needed.)

(a) Region	(b) Number of offices in the region	(c) Number of employees, agents, and independent contractors in the region	(d) Activities conducted in the region (by type) (such as, fundraising, program services, investments, grants to recipients located in the region)	(e) If activity listed in (d) is a program service, describe specific type of service(s) in the region	(f) Total expenditures for and investments in the region
EAST ASIA AND PACIFIC		12	PROGRAM SERVICES	RESEARCH & DEVELOPME	55,819
(1) EUROPE		29	PROGRAM SERVICES	RESEARCH & DEVELOPME	440,235
MIDDLE EAST AND NORTH AFRICA		4	PROGRAM SERVICES	RESEARCH & DEVELOPME	4,516
(3) SOUTH AMERICA		20	PROGRAM SERVICES	RESEARCH & DEVELOPME	154,478
SOUTH ASIA		6	PROGRAM SERVICES	RESEARCH & DEVELOPME	67,310
(5) SUB-SAHARAN AFRICA		6	PROGRAM SERVICES	RESEARCH & DEVELOPME	71,511
CENTRAL AMERICA & CARIBBEAN		5	PROGRAM SERVICES	RESEARCH & DEVELOPME	21,179
(7) RUSSIA AND NEWLY INDEPENDENTS		1	PROGRAM SERVICES	RESEARCH & DEVELOPME	5,796
(8) NORTH AMERICA		1	PROGRAM SERVICES	RESEARCH & DEVELOPME	55,488
(9)					
(10)					
(11)					
(12)					
(13)					
(14)					
(15)					
(16)					
(17)					
<b>3a</b> Sub-total .....		84			876,332
<b>b</b> Total from continuation sheets to Part I .....					
<b>c Totals</b> (add lines 3a and 3b)		84			876,332

**Part II Grants and Other Assistance to Organizations or Entities Outside the United States.** Complete if the organization answered "Yes" on Form 990, Part IV, line 15, for any recipient who received more than \$5,000. Part II can be duplicated if additional space is needed.

1	(a) Name of organization	(b) IRS code section and EIN (if applicable)	(c) Region	(d) Purpose of grant	(e) Amount of cash grant	(f) Manner of cash disbursement	(g) Amount of noncash assistance	(h) Description of noncash assistance	(i) Method of valuation (book, FMV, appraisal, other)
(1)									
(2)									
(3)									
(4)									
(5)									
(6)									
(7)									
(8)									
(9)									
(10)									
(11)									
(12)									
(13)									
(14)									
(15)									
(16)									

2 Enter total number of recipient organizations listed above that are recognized as charities by the foreign country, recognized as tax-exempt by the IRS, or for which the grantee or counsel has provided a section 501(c)(3) equivalency letter ..... **u** \_\_\_\_\_

3 Enter total number of other organizations or entities ..... **u** \_\_\_\_\_

**Part III Grants and Other Assistance to Individuals Outside the United States.** Complete if the organization answered "Yes" on Form 990, Part IV, line 16.

Part III can be duplicated if additional space is needed.

(a) Type of grant or assistance	(b) Region	(c) Number of recipients	(d) Amount of cash grant	(e) Manner of cash disbursement	(f) Amount of noncash assistance	(g) Description of noncash assistance	(h) Method of valuation (book, FMV, appraisal, other)
(1)							
(2)							
(3)							
(4)							
(5)							
(6)							
(7)							
(8)							
(9)							
(10)							
(11)							
(12)							
(13)							
(14)							
(15)							
(16)							
(17)							
(18)							

**Part IV Foreign Forms**

- 1 Was the organization a U.S. transferor of property to a foreign corporation during the tax year? *If "Yes," the organization may be required to file Form 926, Return by a U.S. Transferor of Property to a Foreign Corporation (see Instructions for Form 926)* .....  Yes  No
- 2 Did the organization have an interest in a foreign trust during the tax year? *If "Yes," the organization may be required to separately file Form 3520, Annual Return To Report Transactions With Foreign Trusts and Receipt of Certain Foreign Gifts, and/or Form 3520-A, Annual Information Return of Foreign Trust With a U.S. Owner (see Instructions for Forms 3520 and 3520-A; don't file with Form 990)* .....  Yes  No
- 3 Did the organization have an ownership interest in a foreign corporation during the tax year? *If "Yes," the organization may be required to file Form 5471, Information Return of U.S. Persons With Respect To Certain Foreign Corporations (see Instructions for Form 5471)* .....  Yes  No
- 4 Was the organization a direct or indirect shareholder of a passive foreign investment company or a qualified electing fund during the tax year? *If "Yes," the organization may be required to file Form 8621, Information Return by a Shareholder of a Passive Foreign Investment Company or Qualified Electing Fund (see Instructions for Form 8621)* .....  Yes  No
- 5 Did the organization have an ownership interest in a foreign partnership during the tax year? *If "Yes," the organization may be required to file Form 8865, Return of U.S. Persons With Respect to Certain Foreign Partnerships (see Instructions for Form 8865)* .....  Yes  No
- 6 Did the organization have any operations in or related to any boycotting countries during the tax year? *If "Yes," the organization may be required to separately file Form 5713, International Boycott Report (see Instructions for Form 5713; don't file with Form 990)* .....  Yes  No

Schedule F (Form 990) 2017

**Part V Supplemental Information**

Provide the information required by Part I, line 2 (monitoring of funds); Part I, line 3, column (f) (accounting method; amounts of investments vs. expenditures per region); Part II, line 1 (accounting method); Part III (accounting method); and Part III, column (c) (estimated number of recipients), as applicable. Also complete this part to provide any additional information. See instructions.

PART I, LINE 2 - PROCEDURES FOR MONITORING THE USE OF GRANT FUNDS

INVOICES FOR ALL COSTS INCURRED ARE RECEIVED, APPROVED AND PAID BY THE ORGANIZATION.

PART I, LINE 3 - ACTIVITIES PER REGION

REGION	EXPENDITURES	INVESTMENTS
EAST ASIA AND PACIFIC	\$ 55,819	\$ 0
EUROPE	\$ 440,235	\$ 0
MIDDLE EAST AND NORTH AFRICA	\$ 4,516	\$ 0
SOUTH AMERICA	\$ 154,478	\$ 0
SOUTH ASIA	\$ 67,310	\$ 0
SUB-SAHARAN AFRICA	\$ 71,511	\$ 0
CENTRAL AMERICA & CARIBBEAN	\$ 21,179	\$ 0
RUSSIA AND NEWLY INDEPENDENTS	\$ 5,796	\$ 0
NORTH AMERICA	\$ 55,488	\$ 0

**SCHEDULE J**  
**(Form 990)**

Department of the Treasury  
Internal Revenue Service

Name of the organization

**Compensation Information**

For certain Officers, Directors, Trustees, Key Employees, and Highest  
Compensated Employees

u Complete if the organization answered "Yes" on Form 990, Part IV, line 23.

u Attach to Form 990.

uGo to [www.irs.gov/Form990](http://www.irs.gov/Form990) for instructions and the latest information.

OMB No. 1545-0047

**2017**

Open to Public  
Inspection

STOCKHOLM ENVIRONMENT INSTITUTE U.S  
INC.

Employer identification number

20-4659308

**Part I Questions Regarding Compensation**

**1a** Check the appropriate box(es) if the organization provided any of the following to or for a person listed on Form 990, Part VII, Section A, line 1a. Complete Part III to provide any relevant information regarding these items.

- |  |   |
|--|---|
| <input type="checkbox"/> First-class or charter travel             | <input type="checkbox"/> Housing allowance or residence for personal use    |
| <input type="checkbox"/> Travel for companions                     | <input type="checkbox"/> Payments for business use of personal residence    |
| <input type="checkbox"/> Tax indemnification and gross-up payments | <input type="checkbox"/> Health or social club dues or initiation fees      |
| <input type="checkbox"/> Discretionary spending account            | <input type="checkbox"/> Personal services (such as, maid, chauffeur, chef) |

**b** If any of the boxes on line 1a are checked, did the organization follow a written policy regarding payment or reimbursement or provision of all of the expenses described above? If "No," complete Part III to explain .....

**2** Did the organization require substantiation prior to reimbursing or allowing expenses incurred by all directors, trustees, and officers, including the CEO/Executive Director, regarding the items checked in line 1a? .....

**3** Indicate which, if any, of the following the filing organization used to establish the compensation of the organization's CEO/Executive Director. Check all that apply. Do not check any boxes for methods used by a related organization to establish compensation of the CEO/Executive Director, but explain in Part III.

- |  |  |
|--|--|
| <input type="checkbox"/> Compensation committee              | <input type="checkbox"/> Written employment contract                     |
| <input type="checkbox"/> Independent compensation consultant | <input type="checkbox"/> Compensation survey or study                    |
| <input type="checkbox"/> Form 990 of other organizations     | <input type="checkbox"/> Approval by the board or compensation committee |

**4** During the year, did any person listed on Form 990, Part VII, Section A, line 1a, with respect to the filing organization or a related organization:

- a** Receive a severance payment or change-of-control payment? .....
- b** Participate in, or receive payment from, a supplemental nonqualified retirement plan? .....
- c** Participate in, or receive payment from, an equity-based compensation arrangement? .....
- If "Yes" to any of lines 4a–c, list the persons and provide the applicable amounts for each item in Part III.

**Only section 501(c)(3), 501(c)(4), and 501(c)(29) organizations must complete lines 5–9.**

**5** For persons listed on Form 990, Part VII, Section A, line 1a, did the organization pay or accrue any compensation contingent on the revenues of:

- a** The organization? .....
- b** Any related organization? .....
- If "Yes" on line 5a or 5b, describe in Part III.

**6** For persons listed on Form 990, Part VII, Section A, line 1a, did the organization pay or accrue any compensation contingent on the net earnings of:

- a** The organization? .....
- b** Any related organization? .....
- If "Yes" on line 6a or 6b, describe in Part III.

**7** For persons listed on Form 990, Part VII, Section A, line 1a, did the organization provide any nonfixed payments not described on lines 5 and 6? If "Yes," describe in Part III .....

**8** Were any amounts reported on Form 990, Part VII, paid or accrued pursuant to a contract that was subject to the initial contract exception described in Regulations section 53.4958-4(a)(3)? If "Yes," describe in Part III .....

**9** If "Yes" on line 8, did the organization also follow the rebuttable presumption procedure described in Regulations section 53.4958-6(c)? .....

	Yes	No
<b>1a</b>		
<b>1b</b>		
<b>2</b>		
<b>3</b>		
<b>4a</b>		X
<b>4b</b>		X
<b>4c</b>		X
<b>5a</b>		X
<b>5b</b>		X
<b>6a</b>		X
<b>6b</b>		X
<b>7</b>		X
<b>8</b>		X
<b>9</b>		

**Part II Officers, Directors, Trustees, Key Employees, and Highest Compensated Employees.** Use duplicate copies if additional space is needed.

For each individual whose compensation must be reported on Schedule J, report compensation from the organization on row (i) and from related organizations, described in the instructions, on row (ii). Do not list any individuals that aren't listed on Form 990, Part VII.

**Note:** The sum of columns (B)(i)-(iii) for each listed individual must equal the total amount of Form 990, Part VII, Section A, line 1a, applicable column (D) and (E) amounts for that individual.

(A) Name and Title		(B) Breakdown of W-2 and/or 1099-MISC compensation			(C) Retirement and other deferred compensation	(D) Nontaxable benefits	(E) Total of columns (B)(i)-(D)	(F) Compensation in column (B) reported as deferred on prior Form 990
		(i) Base compensation	(ii) Bonus & incentive compensation	(iii) Other reportable compensation				
1 MICHAEL LAZARUS PRESIDENT/SR.SCIENT	(i)	153,709	0	0	7,991	0	161,700	0
	(ii)	0	0	0	0	0	0	0
2 JOHN SIEBER TREASURER/SR SCIENTI	(i)	135,229	0	0	16,168	0	151,397	0
	(ii)	0	0	0	0	0	0	0
3 CHRISTOPHER SWARTZ CLERK/CONTROLLER/SR	(i)	127,837	0	0	22,845	0	150,682	0
	(ii)	0	0	0	0	0	0	0
4 DAVID PURKEY SR. SCIENTIST	(i)	149,600	0	0	6,775	0	156,375	0
	(ii)	0	0	0	0	0	0	0
5 CHARLES HEAPS SR. SCIENTIST	(i)	131,486	0	0	28,820	0	160,306	0
	(ii)	0	0	0	0	0	0	0
6 ANNETTE HUBER-LEE SR. SCIENTIST	(i)	130,311	0	0	21,082	0	151,393	0
	(ii)	0	0	0	0	0	0	0
7	(i)							
	(ii)							
8	(i)							
	(ii)							
9	(i)							
	(ii)							
10	(i)							
	(ii)							
11	(i)							
	(ii)							
12	(i)							
	(ii)							
13	(i)							
	(ii)							
14	(i)							
	(ii)							
15	(i)							
	(ii)							
16	(i)							
	(ii)							



**SCHEDULE L**  
**(Form 990 or 990-EZ)**

Department of the Treasury  
Internal Revenue Service

**Transactions With Interested Persons**

**u** Complete if the organization answered "Yes" on Form 990, Part IV, line 25a, 25b, 26, 27, 28a, 28b, or 28c, or Form 990-EZ, Part V, line 38a or 40b.

**u** Attach to Form 990 or Form 990-EZ.

**u** Go to [www.irs.gov/Form990](http://www.irs.gov/Form990) for instructions and the latest information.

OMB No. 1545-0047

**2017**

Open To Public Inspection

Name of the organization STOCKHOLM ENVIRONMENT INSTITUTE U.S INC.	Employer identification number 20-4659308
---	--

**Part I Excess Benefit Transactions** (section 501(c)(3), section 501(c)(4), and 501(c)(29) organizations only).

Complete if the organization answered "Yes" on Form 990, Part IV, line 25a or 25b, or Form 990-EZ, Part V, line 40b.

1	(a) Name of disqualified person	(b) Relationship between disqualified person and organization	(c) Description of transaction	(d) Corrected?	
				Yes	No
(1)					
(2)					
(3)					
(4)					
(5)					
(6)					

- 2 Enter the amount of tax incurred by the organization managers or disqualified persons during the year under section 4958 ..... **u** \$ \_\_\_\_\_
- 3 Enter the amount of tax, if any, on line 2, above, reimbursed by the organization ..... **u** \$ \_\_\_\_\_

**Part II Loans to and/or From Interested Persons.**

Complete if the organization answered "Yes" on Form 990-EZ, Part V, line 38a or Form 990, Part IV, line 26; or if the organization reported an amount on Form 990, Part X, line 5, 6, or 22.

(a) Name of interested person	(b) Relationship with organization	(c) Purpose of loan	(d) Loan to or from the org.?		(e) Original principal amount	(f) Balance due	(g) In default?		(h) Approved by board or committee?		(i) Written agreement?	
			To	From			Yes	No	Yes	No	Yes	No
(1)												
(2)												
(3)												
(4)												
(5)												
(6)												
(7)												
(8)												
(9)												
(10)												

**Total** ..... **u** \$ \_\_\_\_\_

**Part III Grants or Assistance Benefiting Interested Persons.**

Complete if the organization answered "Yes" on Form 990, Part IV, line 27.

(a) Name of interested person	(b) Relationship between interested person and the organization	(c) Amount of assistance	(d) Type of assistance	(e) Purpose of assistance
(1)				
(2)				
(3)				
(4)				
(5)				
(6)				
(7)				
(8)				
(9)				
(10)				

**Part IV Business Transactions Involving Interested Persons.**

Complete if the organization answered "Yes" on Form 990, Part IV, line 28a, 28b, or 28c.

(a) Name of interested person	(b) Relationship between interested person and the organization	(c) Amount of transaction	(d) Description of transaction	(e) Sharing of org. revenues?	
				Yes	No
(1) JOHAN KUYLENSTIERNA	CHAIR OF SEI,US		SEI SWEDEN		X
(2)					
(3)					
(4)					
(5)					
(6)					
(7)					
(8)					
(9)					
(10)					

**Part V Supplemental Information**

Provide additional information for responses to questions on Schedule L (see instructions).

SCHEDULE L, PART V - ADDITIONAL INFORMATION

B) KUYLENSTIERNA IS CHAIR OF SEI,US AND IS THE EXECUTIVE DIRECTOR OF SEI SWEDEN

D) SEI SWEDEN GAVE GRANTS AND CONTRACTS TO SEI US IN 2017.

**SCHEDULE O**  
**(Form 990 or 990-EZ)**

Department of the Treasury  
Internal Revenue Service

**Supplemental Information to Form 990 or 990-EZ**

Complete to provide information for responses to specific questions on  
Form 990 or 990-EZ or to provide any additional information.

**u Attach to Form 990 or 990-EZ.**

**u Go to [www.irs.gov/Form990](http://www.irs.gov/Form990) for the latest information.**

OMB No. 1545-0047

**2017**

**Open to Public  
Inspection**

Name of the organization	STOCKHOLM ENVIRONMENT INSTITUTE U.S INC.	Employer identification number	20-4659308
--------------------------	---	--------------------------------	------------

FORM 990 - ORGANIZATION'S MISSION

SEI US SUPPORTS DECISION-MAKING AND INDUCING CHANGE TOWARDS SUSTAINABLE DEVELOPMENT AROUND THE WORLD BY PROVIDING KNOWLEDGE THAT BRIDGES SCIENCE AND POLICY IN THE FIELDS OF ENVIRONMENT AND DEVELOPMENT, AND BY CONDUCTING INNOVATIVE, INTEGRATED APPLIED SYSTEMS RESEARCH, WHICH FORMS THE BASIS FOR POLICY ADVICE, CAPACITY BUILDING, DECISION SUPPORT, AND POLICY IMPLEMENTATION.

FORM 990, PART VI, LINE 11B - ORGANIZATION'S PROCESS TO REVIEW FORM 990

THE BOARD IS GIVEN THE 990 TO REVIEW AND APPROVE PRIOR TO FILING THE 990.

FORM 990, PART VI, LINE 12C - ENFORCEMENT OF CONFLICTS POLICY

THE FINANCIAL CONTROLLER REGULARLY REVIEWS ALL BUSINESS TRANSACTIONS TO DETERMINE IF CONFLICTS OF INTEREST MAY EXIST FOR BOARD MEMBERS, OFFICERS, KEY EMPLOYEES, AND ALL OTHER EMPLOYEES. ANY POTENTIAL CONFLICTS OF INTEREST ARE BROUGHT TO THE ATTENTION OF THE PRESIDENT, MICHAEL LAZARUS, WHO THEN BRINGS THE ISSUE BEFORE THE BOARD OR REQUESTS THAT THE INTERESTED PERSON PRESENT THE ISSUE TO THE BOARD FOR REVIEW.

FORM 990, PART VI, LINE 15A - COMPENSATION PROCESS FOR TOP OFFICIAL

THE COMPENSATION OF THE PRESIDENT IS APPROVED BY THE COMPENSATION COMMITTEE OF THE BOARD AFTER A REVIEW OF A COMPENSATION SURVEY DETAILING COMPENSATION OF OTHER SENIOR SCIENTISTS OF SIMILAR ORGANIZATIONS AND OTHER COMPARABLE 990S. THE PRESIDENT'S PAY IS COMPARABLE TO SENIOR SCIENTISTS IN THE INDUSTRY.

Name of the organization

Employer identification number

STOCKHOLM ENVIRONMENT INSTITUTE U.S

20-4659308

FORM 990, PART VI, LINE 18 - NO PUBLIC DISCLOSURE EXPLANATION

THE ORGANIZATION'S FORM 990 IS AVAILABLE TO THE PUBLIC UPON REQUEST.

FORM 990, PART VI, LINE 19 - GOVERNING DOCUMENTS DISCLOSURE EXPLANATION

GOVERNING DOCUMENTS, CONFLICT OF INTEREST POLICY, AND FINANCIAL STATEMENTS ARE AVAILABLE TO THE PUBLIC UPON REQUEST.

FORM 990, PART IX, LINE 11G - OTHER FEES FOR SERVICES

DESCRIPTION

PROGRAM SERVICE

MGT & GENERAL

FUNDRAISING

OTHER FEES

\$ 1,383,965

\$ 16,530

\$ 0

FORM 990, PART XI, LINE 9 - OTHER CHANGES IN NET ASSETS EXPLANATION

LOSSES REPORTED ON RETURN \$ -142

RENTAL EXPENSES \$ 17,013

LOSS ON SALE OF ASSET \$ 142

RENTAL EXPENSES \$ -17,013

Form **4562**

Department of the Treasury  
Internal Revenue Service (99)

**Depreciation and Amortization**  
**(Including Information on Listed Property)**

**u Attach to your tax return.**

**u Go to [www.irs.gov/Form4562](http://www.irs.gov/Form4562) for instructions and the latest information.**

OMB No. 1545-0172

**2017**

Attachment  
Sequence No. **179**

Name(s) shown on return **STOCKHOLM ENVIRONMENT INSTITUTE U.S  
INC.**

Identifying number  
**20-4659308**

Business or activity to which this form relates

**INDIRECT DEPRECIATION**

**Part I Election To Expense Certain Property Under Section 179**

**Note:** If you have any listed property, complete Part V before you complete Part I.

1	Maximum amount (see instructions)	1	510,000
2	Total cost of section 179 property placed in service (see instructions)	2	
3	Threshold cost of section 179 property before reduction in limitation (see instructions)	3	2,030,000
4	Reduction in limitation. Subtract line 3 from line 2. If zero or less, enter -0-	4	
5	Dollar limitation for tax year. Subtract line 4 from line 1. If zero or less, enter -0-. If married filing separately, see instructions	5	
6	(a) Description of property	(b) Cost (business use only)	(c) Elected cost
7	Listed property. Enter the amount from line 29	7	
8	Total elected cost of section 179 property. Add amounts in column (c), lines 6 and 7	8	
9	Tentative deduction. Enter the <b>smaller</b> of line 5 or line 8	9	
10	Carryover of disallowed deduction from line 13 of your 2016 Form 4562	10	
11	Business income limitation. Enter the smaller of business income (not less than zero) or line 5 (see instructions)	11	
12	Section 179 expense deduction. Add lines 9 and 10, but don't enter more than line 11	12	
13	Carryover of disallowed deduction to 2018. Add lines 9 and 10, less line 12	13	

**Note:** Don't use Part II or Part III below for listed property. Instead, use Part V.

**Part II Special Depreciation Allowance and Other Depreciation (Don't include listed property.) (See instructions.)**

14	Special depreciation allowance for qualified property (other than listed property) placed in service during the tax year (see instructions)	14	
15	Property subject to section 168(f)(1) election	15	
16	Other depreciation (including ACRS)	16	19,406

**Part III MACRS Depreciation (Don't include listed property.) (See instructions.)**

**Section A**

17	MACRS deductions for assets placed in service in tax years beginning before 2017	17	0
18	If you are electing to group any assets placed in service during the tax year into one or more general asset accounts, check here <input checked="" type="checkbox"/>		

**Section B—Assets Placed in Service During 2017 Tax Year Using the General Depreciation System**

(a) Classification of property	(b) Month and year placed in service	(c) Basis for depreciation (business/investment use only—see instructions)	(d) Recovery period	(e) Convention	(f) Method	(g) Depreciation deduction
19a 3-year property						
b 5-year property						
c 7-year property						
d 10-year property						
e 15-year property						
f 20-year property						
g 25-year property			25 yrs.		S/L	
h Residential rental property			27.5 yrs.	MM	S/L	
i Nonresidential real property			39 yrs.	MM	S/L	

**Section C—Assets Placed in Service During 2017 Tax Year Using the Alternative Depreciation System**

20a Class life					S/L	
b 12-year			12 yrs.		S/L	
c 40-year			40 yrs.	MM	S/L	

**Part IV Summary (See instructions.)**

21	Listed property. Enter amount from line 28	21	
22	<b>Total.</b> Add amounts from line 12, lines 14 through 17, lines 19 and 20 in column (g), and line 21. Enter here and on the appropriate lines of your return. Partnerships and S corporations—see instructions	22	19,406
23	For assets shown above and placed in service during the current year, enter the portion of the basis attributable to section 263A costs	23	

**For Paperwork Reduction Act Notice, see separate instructions.**

Form **4562** (2017)

# Federal Asset Report

## Form 990, Page 1

Asset	Description	Date In Service	Cost	Bus %	Sec 179	Bonus	Basis for Depr	PerConv	Meth	Prior	Current
<b>Other Depreciation:</b>											
1	LASER PRINTER	8/07/06	728				728	5	MO S/L	728	0
2	PRINTER/COPIER/FAX	9/25/06	700				700	5	MO S/L	700	0
3	IKEA FURNITURE	9/22/06	2,310				2,310	5	MO S/L	2,310	0
4	IKEA FURNITURE	9/24/06	4,440				4,440	5	MO S/L	4,440	0
5	REFRIGERATOR	10/04/06	704				704	5	MO S/L	704	0
6	PRINTER/COPIER/FAX	12/11/06	700				700	5	MO S/L	700	0
7	DELL LAPTOP	5/28/06	2,139				2,139	5	MO S/L	2,139	0
8	DELL LAPTOP	5/28/06	1,557				1,557	5	MO S/L	1,557	0
9	DELL LAPTOP	5/31/06	1,198				1,198	5	MO S/L	1,198	0
10	DELL LAPTOP	6/09/06	1,344				1,344	5	MO S/L	1,344	0
11	DELL LAPTOP	7/14/06	1,463				1,463	5	MO S/L	1,463	0
12	DELL LAPTOP	9/29/06	826				826	5	MO S/L	826	0
13	DELL LAPTOP	10/01/06	826				826	5	MO S/L	826	0
14	DELL LAPTOP	12/21/06	1,647				1,647	5	MO S/L	1,647	0
15	Buffalo Terastation	3/31/07	759				759	5	MO S/L	759	0
16	DAVIS WORKSTATION	2/01/07	6,000				6,000	5	MO S/L	6,000	0
17	LCD PROJECTOR	10/09/07	848				848	5	MO S/L	848	0
18	IKEA FURNITURE-SEATTLE	9/05/07	1,773				1,773	5	MO S/L	1,773	0
19	PRINTER-SEATTLE	9/06/07	596				596	5	MO S/L	596	0
20	LAPTOP-JOYCE	1/23/07	1,622				1,622	5	MO S/L	1,622	0
21	LAPTOP-KOLLMUSS	3/11/07	1,436				1,436	5	MO S/L	1,436	0
22	LAPTOP-YOUNG	5/06/07	1,278				1,278	5	MO S/L	1,278	0
23	LAPTOP-KEMP BENEDICT	4/15/07	800				800	5	MO S/L	800	0
24	SCREEN	6/09/07	976				976	5	MO S/L	976	0
25	LAPTOP-FENCLE	9/12/07	1,342				1,342	5	MO S/L	1,342	0
26	LAPTOP-HEAPS	8/16/07	3,085				3,085	5	MO S/L	3,085	0
27	LAPTOP-ESCOBAR	10/16/07	1,425				1,425	5	MO S/L	1,425	0
28	IKEA desk set	11/03/08	798				798	5	MO S/L	798	0
29	DAVIS WORKSTATION	3/19/08	3,400				3,400	5	MO S/L	3,400	0
30	Hello Direct Speakerphone	8/14/08	619				619	5	MO S/L	619	0
31	5 LAPTOPS	6/30/08	7,503				7,503	5	MO S/L	7,503	0
32	SERVER	2/29/08	1,137				1,137	5	MO S/L	1,137	0
33	SOFTWARE	4/09/08	1,800				1,800	3	MO S/L	1,800	0
34	SOFTWARE	4/19/08	1,030				1,030	3	MO S/L	1,030	0
35	3 IKEA swivel chairs	3/04/09	897				897	5	MO S/L	897	0
36	IKEA furniture for Seattle	6/04/09	817				817	5	MO S/L	817	0
37	Ackerman laptop	12/31/09	1,447				1,447	5	MO S/L	1,447	0
38	Bedig laptop	5/07/09	1,294				1,294	5	MO S/L	1,294	0
40	Florez-Lopez laptop	12/15/09	1,655				1,655	5	MO S/L	1,655	0
41	Heaps laptop	12/17/09	3,083				3,083	5	MO S/L	3,083	0
42	Mikhail laptop	7/17/09	1,869				1,869	5	MO S/L	1,869	0
43	Purkey laptop	12/02/09	1,849				1,849	5	MO S/L	1,849	0
44	Resende laptop	5/07/09	1,294				1,294	5	MO S/L	1,294	0
45	WEAP computer	4/15/09	4,480				4,480	5	MO S/L	4,480	0
46	Kemp Benedict HP Pavillion	12/31/09	1,898				1,898	5	MO S/L	1,898	0
47	Seattle office furniture	5/21/10	1,654				1,654	5	MO S/L	1,654	0
48	ACKERMAN LAPtop	9/15/10	1,040				1,040	5	MO S/L	1,040	0
49	BUENO DESKTOP	4/15/10	1,385				1,385	5	MO S/L	1,385	0
50	CHANDLER LAPTOP	7/25/10	1,387				1,387	5	MO S/L	1,387	0
51	ERICSON LAPTOP	1/21/10	1,525				1,525	5	MO S/L	1,525	0
52	ESCOBAR LAPTOP	10/19/10	1,863				1,863	5	MO S/L	1,863	0
53	SIEBER LAPTOP	8/13/10	2,172				2,172	5	MO S/L	2,172	0
54	JOYCE LAPTOP	1/05/10	1,937				1,937	5	MO S/L	1,937	0
55	SEATTLE LENOVO LAPTOP	6/25/10	1,320				1,320	5	MO S/L	1,320	0
56	YOUNG LAPTOP	10/04/10	1,667				1,667	5	MO S/L	1,667	0
57	FLASH HARD DRIVE	2/08/10	1,571				1,571	5	MO S/L	1,571	0
58	HEAPS MONITOR	4/14/10	1,165				1,165	5	MO S/L	1,165	0
59	SOFTWARE	6/29/10	1,325				1,325	3	MO S/L	1,325	0
60	MEHTA LAPTOP	4/06/11	1,445				1,445	5	MO S/L	1,445	0
61	DAVIS LAPTOP	5/20/11	1,426				1,426	5	MO S/L	1,426	0
63	SHAKNIS LAPTOP	7/03/11	1,017				1,017	5	MO S/L	1,017	0
64	HEAPS MAC	7/24/11	2,826				2,826	5	MO S/L	2,826	0
65	FORNI LAPTOP	10/11/11	1,500				1,500	5	MO S/L	1,500	0
66	STANTON DESKTOP	10/15/11	1,421				1,421	5	MO S/L	1,421	0
67	SOLID STATE HARD DRIVE	7/24/11	1,110				1,110	5	MO S/L	1,110	0
68	Davis office furniture 2011	10/25/11	4,884				4,884	5	MO S/L	4,884	0
69	DAVIS PARTITIONS	11/03/11	3,473				3,473	5	MO S/L	3,473	0
70	FENCL LAPTOP	3/06/12	1,506				1,506	5	MO S/L	1,355	151
73	WATER GROUP HP COMPUTER	5/21/12	3,182				3,182	5	MO S/L	2,864	318
74	FLORES LAPTOP	10/19/12	1,405				1,405	5	MO S/L	1,265	140

# Federal Asset Report

## Form 990, Page 1

Asset	Description	Date In Service	Cost	Bus %	Sec 179 Bonus	Basis for Depr	PerConv Meth	Prior	Current
75	DAVIS CONFERENCE TABLE	3/22/12	2,656			2,656	5 MO S/L	2,391	265
76	DAVIS FURNITURE	1/18/13	2,378			2,378	5 MO S/L	1,664	476
77	WEB SERVER	6/30/13	1,845			1,845	5 MO S/L	1,292	369
78	JOYCE LAPTOP	6/30/13	1,497			1,497	5 MO S/L	1,048	300
79	PURKEY LAPTOP	6/30/13	1,460			1,460	5 MO S/L	1,022	292
80	SCHIPPER LAPTOP	6/30/13	1,707			1,707	5 MO S/L	1,195	342
81	HUBER-LEE LAPTOP	6/30/13	1,731			1,731	5 MO S/L	1,212	346
82	BINNINGTON LAPTOP	7/03/13	2,390			2,390	5 MO S/L	1,673	478
83	VEYSEY LAPTOP	7/03/13	2,390			2,390	5 MO S/L	1,673	478
84	WICKEL LAPTOP	7/07/13	2,005			2,005	5 MO S/L	1,403	401
85	WICKEL DESKTOP	6/30/13	1,427			1,427	5 MO S/L	999	285
86	HEAPS MAC LAPTOP	6/30/13	3,567			3,567	5 MO S/L	2,497	713
87	SHAKNIS LAPTOP	6/30/13	1,003			1,003	5 MO S/L	702	201
88	VENISIM SD SOFTWARE	1/08/13	1,057			1,057	3 MO S/L	1,057	0
89	ESCOBAR LAPTOP	6/30/14	2,908			2,908	5 MO S/L	1,454	581
90	YOUNG LAPTOP 2014	6/30/14	2,115			2,115	5 MO S/L	1,057	423
91	DAVIS OFFICE BACKUP LAPTOP	6/30/14	1,100			1,100	5 MO S/L	550	220
92	SWARTZ LAPTOP 2014	6/30/14	1,169			1,169	5 MO S/L	585	233
93	SIEBER LAPTOP 2014	6/30/14	2,795			2,795	5 MO S/L	1,397	559
94	DELL WORKSTATION WITH SS EVO D	6/30/14	5,757			5,757	5 MO S/L	2,878	1,152
95	FORNI DELL LAPTOP 2014	6/30/14	2,638			2,638	5 MO S/L	1,319	527
96	DEV EXPRESS COMPONENTS VCL	6/20/14	1,250			1,250	3 MO S/L	1,043	207
97	SYNOLOGY DISK STORAGE 1	6/30/14	1,080			1,080	5 MO S/L	540	216
98	SYNOLOGY DISK STORAGE 2	6/30/14	1,054			1,054	5 MO S/L	528	211
99	SYNOLOGY NETWORK DRIVE	6/30/14	1,940			1,940	5 MO S/L	970	388
100	ERICKSON LENOVO LAPTOP 2015	6/30/15	1,629			1,629	5 MO S/L	489	326
101	DEPSKY LENOVO LAPTOP 2015	6/30/15	1,701			1,701	5 MO S/L	510	341
102	DAVIS DELL XPS LAPTOP 2015	6/30/15	1,485			1,485	5 MO S/L	446	297
	Sold/Scrapped: 12/31/17								
103	BROEKHOFF LENOVO T450S LAPTOP	6/30/15	1,668			1,668	5 MO S/L	501	333
104	GALAITSI LENOVO LAPTOP 2015	6/30/15	1,699			1,699	5 MO S/L	510	340
105	LAZARUS LAPTOP 2015	6/30/15	1,716			1,716	5 MO S/L	515	343
106	MICROSOFT OFFICE 2016 LICENSES	6/30/15	1,058			1,058	3 MO S/L	529	353
107	LINEAR PROG. SOFTWARE LICENSE	6/30/15	4,500			4,500	3 MO S/L	2,250	1,500
108	HEAPS ADJ. HEIGHT DESK	6/30/15	1,780			1,780	5 MO S/L	534	356
109	VON KAENEL LAPTOP 2016	6/30/16	2,200			2,200	5 MO S/L	220	440
110	DOWN LAPTOP 2016	6/30/16	1,909			1,909	5 MO S/L	191	382
111	GHOSH LAPTOP 2016	6/30/16	2,477			2,477	5 MO S/L	248	495
112	JOYCE LAPTOP 2016	6/30/16	2,246			2,246	5 MO S/L	225	449
113	BINNINGTON LAPTOP 2016	6/30/16	1,676			1,676	5 MO S/L	168	335
114	KEMP-BENEDICT LAPTOP 2016	6/30/16	1,585			1,585	5 MO S/L	158	317
115	PURKEY LAPTOP 2016	6/30/16	1,201			1,201	5 MO S/L	120	240
116	HEAPS LAPTOP 2016	6/30/16	4,196			4,196	5 MO S/L	420	839
117	XA LINEAR PROGRAMMING SYSTEM	6/30/16	1,926			1,926	3 MO S/L	321	642
118	HUBER-LEE LAPTOP 2017	6/30/17	1,848			1,848	5 MO S/L	0	185
119	FLORES LAPTOP 2017	6/30/17	2,160			2,160	5 MO S/L	0	216
120	SIEBER LAPTOP 2017	6/30/17	2,825			2,825	5 MO S/L	0	282
121	HEAPS OFFICE CHAIR 2017	6/30/17	1,230			1,230	5 MO S/L	0	123
	<b>Total Other Depreciation</b>		<u>220,232</u>			<u>220,232</u>		<u>164,493</u>	<u>19,406</u>
	<b>Total ACRS and Other Depreciation</b>		<u>220,232</u>			<u>220,232</u>		<u>164,493</u>	<u>19,406</u>
	<b>Grand Totals</b>		220,232			220,232		164,493	19,406
	<b>Less: Dispositions and Transfers</b>		1,485			1,485		446	297
	<b>Less: Start-up/Org Expense</b>		0			0		0	0
	<b>Net Grand Totals</b>		<u>218,747</u>			<u>218,747</u>		<u>164,047</u>	<u>19,109</u>

# MA Asset Report

## Form 990, Page 1

Asset	Description	Date In Service	Cost	Basis for Depr	MA Prior	MA Current	Federal Current	Difference Fed - MA
<b>Other Depreciation:</b>								
1	LASER PRINTER	8/07/06	728	728	728	0	0	0
2	PRINTER/COPIER/FAX	9/25/06	700	700	700	0	0	0
3	IKEA FURNITURE	9/22/06	2,310	2,310	2,310	0	0	0
4	IKEA FURNITURE	9/24/06	4,440	4,440	4,440	0	0	0
5	REFRIGERATOR	10/04/06	704	704	704	0	0	0
6	PRINTER/COPIER/FAX	12/11/06	700	700	700	0	0	0
7	DELL LAPTOP	5/28/06	2,139	2,139	2,139	0	0	0
8	DELL LAPTOP	5/28/06	1,557	1,557	1,557	0	0	0
9	DELL LAPTOP	5/31/06	1,198	1,198	1,198	0	0	0
10	DELL LAPTOP	6/09/06	1,344	1,344	1,344	0	0	0
11	DELL LAPTOP	7/14/06	1,463	1,463	1,463	0	0	0
12	DELL LAPTOP	9/29/06	826	826	826	0	0	0
13	DELL LAPTOP	10/01/06	826	826	826	0	0	0
14	DELL LAPTOP	12/21/06	1,647	1,647	1,647	0	0	0
15	Buffalo Terastation	3/31/07	759	759	759	0	0	0
16	DAVIS WORKSTATION	2/01/07	6,000	6,000	6,000	0	0	0
17	LCD PROJECTOR	10/09/07	848	848	848	0	0	0
18	IKEA FURNITURE-SEATTLE	9/05/07	1,773	1,773	1,773	0	0	0
19	PRINTER-SEATTLE	9/06/07	596	596	596	0	0	0
20	LAPTOP-JOYCE	1/23/07	1,622	1,622	1,622	0	0	0
21	LAPTOP-KOLLMUSS	3/11/07	1,436	1,436	1,436	0	0	0
22	LAPTOP-YOUNG	5/06/07	1,278	1,278	1,278	0	0	0
23	LAPTOP-KEMP BENEDICT	4/15/07	800	800	800	0	0	0
24	SCREEN	6/09/07	976	976	976	0	0	0
25	LAPTOP-FENCLE	9/12/07	1,342	1,342	1,342	0	0	0
26	LAPTOP-HEAPS	8/16/07	3,085	3,085	3,085	0	0	0
27	LAPTOP-ESCOBAR	10/16/07	1,425	1,425	1,425	0	0	0
28	IKEA desk set	11/03/08	798	798	798	0	0	0
29	DAVIS WORKSTATION	3/19/08	3,400	3,400	3,400	0	0	0
30	Hello Direct Speakerphone	8/14/08	619	619	619	0	0	0
31	5 LAPTOPS	6/30/08	7,503	7,503	7,503	0	0	0
32	SERVER	2/29/08	1,137	1,137	1,137	0	0	0
33	SOFTWARE	4/09/08	1,800	1,800	1,800	0	0	0
34	SOFTWARE	4/19/08	1,030	1,030	1,030	0	0	0
35	3 IKEA swivel chairs	3/04/09	897	897	897	0	0	0
36	IKEA furniture for Seattle	6/04/09	817	817	817	0	0	0
37	Ackerman laptop	12/31/09	1,447	1,447	1,447	0	0	0
38	Bedig laptop	5/07/09	1,294	1,294	1,294	0	0	0
40	Florez-Lopez laptop	12/15/09	1,655	1,655	1,655	0	0	0
41	Heaps laptop	12/17/09	3,083	3,083	3,083	0	0	0
42	Mikhail laptop	7/17/09	1,869	1,869	1,869	0	0	0
43	Purkey laptop	12/02/09	1,849	1,849	1,849	0	0	0
44	Resende laptop	5/07/09	1,294	1,294	1,294	0	0	0
45	WEAP computer	4/15/09	4,480	4,480	4,480	0	0	0
46	Kemp Benedict HP Pavillion	12/31/09	1,898	1,898	1,898	0	0	0
47	Seattle office furniture	5/21/10	1,654	1,654	1,654	0	0	0
48	ACKERMAN LAPtop	9/15/10	1,040	1,040	1,040	0	0	0
49	BUENO DESKTOP	4/15/10	1,385	1,385	1,385	0	0	0
50	CHANDLER LAPTOP	7/25/10	1,387	1,387	1,387	0	0	0
51	ERICSON LAPTOP	1/21/10	1,525	1,525	1,525	0	0	0
52	ESCOBAR LAPTOP	10/19/10	1,863	1,863	1,863	0	0	0
53	SIEBER LAPTOP	8/13/10	2,172	2,172	2,172	0	0	0
54	JOYCE LAPTOP	1/05/10	1,937	1,937	1,937	0	0	0
55	SEATTLE LENOVO LAPTOP	6/25/10	1,320	1,320	1,320	0	0	0
56	YOUNG LAPTOP	10/04/10	1,667	1,667	1,667	0	0	0
57	FLASH HARD DRIVE	2/08/10	1,571	1,571	1,571	0	0	0
58	HEAPS MONITOR	4/14/10	1,165	1,165	1,165	0	0	0
59	SOFTWARE	6/29/10	1,325	1,325	1,325	0	0	0
60	MEHTA LAPTOP	4/06/11	1,445	1,445	1,445	0	0	0
61	DAVIS LAPTOP	5/20/11	1,426	1,426	1,426	0	0	0
63	SHAKNIS LAPTOP	7/03/11	1,017	1,017	1,017	0	0	0
64	HEAPS MAC	7/24/11	2,826	2,826	2,826	0	0	0
65	FORNI LAPTOP	10/11/11	1,500	1,500	1,500	0	0	0
66	STANTON DESKTOP	10/15/11	1,421	1,421	1,421	0	0	0
67	SOLID STATE HARD DRIVE	7/24/11	1,110	1,110	1,110	0	0	0
68	Davis office furniture 2011	10/25/11	4,884	4,884	4,884	0	0	0
69	DAVIS PARTITIONS	11/03/11	3,473	3,473	3,473	0	0	0
70	FENCL LAPTOP	3/06/12	1,506	1,506	1,355	151	151	0
73	WATER GROUP HP COMPUTER	5/21/12	3,182	3,182	2,864	318	318	0
74	FLORES LAPTOP	10/19/12	1,405	1,405	1,265	140	140	0

# MA Asset Report

## Form 990, Page 1

Asset	Description	Date In Service	Cost	Basis for Depr	MA Prior	MA Current	Federal Current	Difference Fed - MA
75	DAVIS CONFERENCE TABLE	3/22/12	2,656	2,656	2,391	265	265	0
76	DAVIS FURNITURE	1/18/13	2,378	2,378	1,664	476	476	0
77	WEB SERVER	6/30/13	1,845	1,845	1,292	369	369	0
78	JOYCE LAPTOP	6/30/13	1,497	1,497	1,048	300	300	0
79	PURKEY LAPTOP	6/30/13	1,460	1,460	1,022	292	292	0
80	SCHIPPER LAPTOP	6/30/13	1,707	1,707	1,195	342	342	0
81	HUBER-LEE LAPTOP	6/30/13	1,731	1,731	1,212	346	346	0
82	BINNINGTON LAPTOP	7/03/13	2,390	2,390	1,673	478	478	0
83	VEYSEY LAPTOP	7/03/13	2,390	2,390	1,673	478	478	0
84	WICKEL LAPTOP	7/07/13	2,005	2,005	1,403	401	401	0
85	WICKEL DESKTOP	6/30/13	1,427	1,427	999	285	285	0
86	HEAPS MAC LAPTOP	6/30/13	3,567	3,567	2,497	713	713	0
87	SHAKNIS LAPTOP	6/30/13	1,003	1,003	702	201	201	0
88	VENISIM SD SOFTWARE	1/08/13	1,057	1,057	1,057	0	0	0
89	ESCOBAR LAPTOP	6/30/14	2,908	2,908	1,454	581	581	0
90	YOUNG LAPTOP 2014	6/30/14	2,115	2,115	1,057	423	423	0
91	DAVIS OFFICE BACKUP LAPTOP	6/30/14	1,100	1,100	550	220	220	0
92	SWARTZ LAPTOP 2014	6/30/14	1,169	1,169	585	233	233	0
93	SIEBER LAPTOP 2014	6/30/14	2,795	2,795	1,397	559	559	0
94	DELL WORKSTATION WITH SS EVO D	6/30/14	5,757	5,757	2,878	1,152	1,152	0
95	FORNI DELL LAPTOP 2014	6/30/14	2,638	2,638	1,319	527	527	0
96	DEV EXPRESS COMPONENTS VCL	6/20/14	1,250	1,250	1,043	207	207	0
97	SYNOLOGY DISK STORAGE 1	6/30/14	1,080	1,080	540	216	216	0
98	SYNOLOGY DISK STORAGE 2	6/30/14	1,054	1,054	528	211	211	0
99	SYNOLOGY NETWORK DRIVE	6/30/14	1,940	1,940	970	388	388	0
100	ERICKSON LENOVO LAPTOP 2015	6/30/15	1,629	1,629	489	326	326	0
101	DEPSKY LENOVO LAPTOP 2015	6/30/15	1,701	1,701	510	341	341	0
102	DAVIS DELL XPS LAPTOP 2015	6/30/15	1,485	1,485	446	297	297	0
	Sold/Scrapped: 12/31/17							
103	BROEKHOFF LENOVO T450S LAPTOP	6/30/15	1,668	1,668	501	333	333	0
104	GALAITSI LENOVO LAPTOP 2015	6/30/15	1,699	1,699	510	340	340	0
105	LAZARUS LAPTOP 2015	6/30/15	1,716	1,716	515	343	343	0
106	MICROSOFT OFFICE 2016 LICENSES	6/30/15	1,058	1,058	529	353	353	0
107	LINEAR PROG. SOFTWARE LICENSE	6/30/15	4,500	4,500	2,250	1,500	1,500	0
108	HEAPS ADJ. HEIGHT DESK	6/30/15	1,780	1,780	534	356	356	0
109	VON KAENEL LAPTOP 2016	6/30/16	2,200	2,200	220	440	440	0
110	DOWN LAPTOP 2016	6/30/16	1,909	1,909	191	382	382	0
111	GHOSH LAPTOP 2016	6/30/16	2,477	2,477	248	495	495	0
112	JOYCE LAPTOP 2016	6/30/16	2,246	2,246	225	449	449	0
113	BINNINGTON LAPTOP 2016	6/30/16	1,676	1,676	168	335	335	0
114	KEMP-BENEDICT LAPTOP 2016	6/30/16	1,585	1,585	158	317	317	0
115	PURKEY LAPTOP 2016	6/30/16	1,201	1,201	120	240	240	0
116	HEAPS LAPTOP 2016	6/30/16	4,196	4,196	420	839	839	0
117	XA LINEAR PROGRAMMING SYSTEM	6/30/16	1,926	1,926	321	642	642	0
118	HUBER-LEE LAPTOP 2017	6/30/17	1,848	1,848	0	185	185	0
119	FLORES LAPTOP 2017	6/30/17	2,160	2,160	0	216	216	0
120	SIEBER LAPTOP 2017	6/30/17	2,825	2,825	0	282	282	0
121	HEAPS OFFICE CHAIR 2017	6/30/17	1,230	1,230	0	123	123	0
	<b>Total Other Depreciation</b>		<u>220,232</u>	<u>220,232</u>	<u>164,493</u>	<u>19,406</u>	<u>19,406</u>	<u>0</u>
	<b>Total ACRS and Other Depreciation</b>		<u>220,232</u>	<u>220,232</u>	<u>164,493</u>	<u>19,406</u>	<u>19,406</u>	<u>0</u>
	<b>Grand Totals</b>		220,232	220,232	164,493	19,406	19,406	0
	<b>Less: Dispositions</b>		1,485	1,485	446	297	297	0
	<b>Less: Start-up/Org Expense</b>		0	0	0	0	0	0
	<b>Net Grand Totals</b>		<u>218,747</u>	<u>218,747</u>	<u>164,047</u>	<u>19,109</u>	<u>19,109</u>	<u>0</u>

# CA Asset Report

## Form 990, Page 1

Asset	Description	Date In Service	Cost	Basis for Depr	CA Prior	CA Current	Federal Current	Difference Fed - CA
<b>Other Depreciation:</b>								
1	LASER PRINTER	8/07/06	728	728	728	0	0	0
2	PRINTER/COPIER/FAX	9/25/06	700	700	700	0	0	0
3	IKEA FURNITURE	9/22/06	2,310	2,310	2,310	0	0	0
4	IKEA FURNITURE	9/24/06	4,440	4,440	4,440	0	0	0
5	REFRIGERATOR	10/04/06	704	704	704	0	0	0
6	PRINTER/COPIER/FAX	12/11/06	700	700	700	0	0	0
7	DELL LAPTOP	5/28/06	2,139	2,139	2,139	0	0	0
8	DELL LAPTOP	5/28/06	1,557	1,557	1,557	0	0	0
9	DELL LAPTOP	5/31/06	1,198	1,198	1,198	0	0	0
10	DELL LAPTOP	6/09/06	1,344	1,344	1,344	0	0	0
11	DELL LAPTOP	7/14/06	1,463	1,463	1,463	0	0	0
12	DELL LAPTOP	9/29/06	826	826	826	0	0	0
13	DELL LAPTOP	10/01/06	826	826	826	0	0	0
14	DELL LAPTOP	12/21/06	1,647	1,647	1,647	0	0	0
15	Buffalo Terastation	3/31/07	759	759	759	0	0	0
16	DAVIS WORKSTATION	2/01/07	6,000	6,000	6,000	0	0	0
17	LCD PROJECTOR	10/09/07	848	848	848	0	0	0
18	IKEA FURNITURE-SEATTLE	9/05/07	1,773	1,773	1,773	0	0	0
19	PRINTER-SEATTLE	9/06/07	596	596	596	0	0	0
20	LAPTOP-JOYCE	1/23/07	1,622	1,622	1,622	0	0	0
21	LAPTOP-KOLLMUSS	3/11/07	1,436	1,436	1,436	0	0	0
22	LAPTOP-YOUNG	5/06/07	1,278	1,278	1,278	0	0	0
23	LAPTOP-KEMP BENEDICT	4/15/07	800	800	800	0	0	0
24	SCREEN	6/09/07	976	976	976	0	0	0
25	LAPTOP-FENCLE	9/12/07	1,342	1,342	1,342	0	0	0
26	LAPTOP-HEAPS	8/16/07	3,085	3,085	3,085	0	0	0
27	LAPTOP-ESCOBAR	10/16/07	1,425	1,425	1,425	0	0	0
28	IKEA desk set	11/03/08	798	798	798	0	0	0
29	DAVIS WORKSTATION	3/19/08	3,400	3,400	3,400	0	0	0
30	Hello Direct Speakerphone	8/14/08	619	619	619	0	0	0
31	5 LAPTOPS	6/30/08	7,503	7,503	7,503	0	0	0
32	SERVER	2/29/08	1,137	1,137	1,137	0	0	0
33	SOFTWARE	4/09/08	1,800	1,800	1,800	0	0	0
34	SOFTWARE	4/19/08	1,030	1,030	1,030	0	0	0
35	3 IKEA swivel chairs	3/04/09	897	897	897	0	0	0
36	IKEA furniture for Seattle	6/04/09	817	817	817	0	0	0
37	Ackerman laptop	12/31/09	1,447	1,447	1,447	0	0	0
38	Bedig laptop	5/07/09	1,294	1,294	1,294	0	0	0
40	Florez-Lopez laptop	12/15/09	1,655	1,655	1,655	0	0	0
41	Heaps laptop	12/17/09	3,083	3,083	3,083	0	0	0
42	Mikhail laptop	7/17/09	1,869	1,869	1,869	0	0	0
43	Purkey laptop	12/02/09	1,849	1,849	1,849	0	0	0
44	Resende laptop	5/07/09	1,294	1,294	1,294	0	0	0
45	WEAP computer	4/15/09	4,480	4,480	4,480	0	0	0
46	Kemp Benedict HP Pavillion	12/31/09	1,898	1,898	1,898	0	0	0
47	Seattle office furniture	5/21/10	1,654	1,654	1,654	0	0	0
48	ACKERMAN LAPtop	9/15/10	1,040	1,040	1,040	0	0	0
49	BUENO DESKTOP	4/15/10	1,385	1,385	1,385	0	0	0
50	CHANDLER LAPTOP	7/25/10	1,387	1,387	1,387	0	0	0
51	ERICSON LAPTOP	1/21/10	1,525	1,525	1,525	0	0	0
52	ESCOBAR LAPTOP	10/19/10	1,863	1,863	1,863	0	0	0
53	SIEBER LAPTOP	8/13/10	2,172	2,172	2,172	0	0	0
54	JOYCE LAPTOP	1/05/10	1,937	1,937	1,937	0	0	0
55	SEATTLE LENOVO LAPTOP	6/25/10	1,320	1,320	1,320	0	0	0
56	YOUNG LAPTOP	10/04/10	1,667	1,667	1,667	0	0	0
57	FLASH HARD DRIVE	2/08/10	1,571	1,571	1,571	0	0	0
58	HEAPS MONITOR	4/14/10	1,165	1,165	1,165	0	0	0
59	SOFTWARE	6/29/10	1,325	1,325	1,325	0	0	0
60	MEHTA LAPTOP	4/06/11	1,445	1,445	1,445	0	0	0
61	DAVIS LAPTOP	5/20/11	1,426	1,426	1,426	0	0	0
63	SHAKNIS LAPTOP	7/03/11	1,017	1,017	1,017	0	0	0
64	HEAPS MAC	7/24/11	2,826	2,826	2,826	0	0	0
65	FORNI LAPTOP	10/11/11	1,500	1,500	1,500	0	0	0
66	STANTON DESKTOP	10/15/11	1,421	1,421	1,421	0	0	0
67	SOLID STATE HARD DRIVE	7/24/11	1,110	1,110	1,110	0	0	0
68	Davis office furniture 2011	10/25/11	4,884	4,884	4,884	0	0	0
69	DAVIS PARTITIONS	11/03/11	3,473	3,473	3,473	0	0	0
70	FENCL LAPTOP	3/06/12	1,506	1,506	1,355	151	151	0
73	WATER GROUP HP COMPUTER	5/21/12	3,182	3,182	2,864	318	318	0
74	FLORES LAPTOP	10/19/12	1,405	1,405	1,265	140	140	0

# CA Asset Report

## Form 990, Page 1

Asset	Description	Date In Service	Cost	Basis for Depr	CA Prior	CA Current	Federal Current	Difference Fed - CA
75	DAVIS CONFERENCE TABLE	3/22/12	2,656	2,656	2,391	265	265	0
76	DAVIS FURNITURE	1/18/13	2,378	2,378	1,664	476	476	0
77	WEB SERVER	6/30/13	1,845	1,845	1,292	369	369	0
78	JOYCE LAPTOP	6/30/13	1,497	1,497	1,048	300	300	0
79	PURKEY LAPTOP	6/30/13	1,460	1,460	1,022	292	292	0
80	SCHIPPER LAPTOP	6/30/13	1,707	1,707	1,195	342	342	0
81	HUBER-LEE LAPTOP	6/30/13	1,731	1,731	1,212	346	346	0
82	BINNINGTON LAPTOP	7/03/13	2,390	2,390	1,673	478	478	0
83	VEYSEY LAPTOP	7/03/13	2,390	2,390	1,673	478	478	0
84	WICKEL LAPTOP	7/07/13	2,005	2,005	1,403	401	401	0
85	WICKEL DESKTOP	6/30/13	1,427	1,427	999	285	285	0
86	HEAPS MAC LAPTOP	6/30/13	3,567	3,567	2,497	713	713	0
87	SHAKNIS LAPTOP	6/30/13	1,003	1,003	702	201	201	0
88	VENISIM SD SOFTWARE	1/08/13	1,057	1,057	1,057	0	0	0
89	ESCOBAR LAPTOP	6/30/14	2,908	2,908	1,454	581	581	0
90	YOUNG LAPTOP 2014	6/30/14	2,115	2,115	1,057	423	423	0
91	DAVIS OFFICE BACKUP LAPTOP	6/30/14	1,100	1,100	550	220	220	0
92	SWARTZ LAPTOP 2014	6/30/14	1,169	1,169	585	233	233	0
93	SIEBER LAPTOP 2014	6/30/14	2,795	2,795	1,397	559	559	0
94	DELL WORKSTATION WITH SS EVO D	6/30/14	5,757	5,757	2,878	1,152	1,152	0
95	FORNI DELL LAPTOP 2014	6/30/14	2,638	2,638	1,319	527	527	0
96	DEV EXPRESS COMPONENTS VCL	6/20/14	1,250	1,250	1,043	207	207	0
97	SYNOLOGY DISK STORAGE 1	6/30/14	1,080	1,080	540	216	216	0
98	SYNOLOGY DISK STORAGE 2	6/30/14	1,054	1,054	528	211	211	0
99	SYNOLOGY NETWORK DRIVE	6/30/14	1,940	1,940	970	388	388	0
100	ERICKSON LENOVO LAPTOP 2015	6/30/15	1,629	1,629	489	326	326	0
101	DEPSKY LENOVO LAPTOP 2015	6/30/15	1,701	1,701	510	341	341	0
102	DAVIS DELL XPS LAPTOP 2015	6/30/15	1,485	1,485	446	297	297	0
	Sold/Scrapped: 12/31/17							
103	BROEKHOFF LENOVO T450S LAPTOP	6/30/15	1,668	1,668	501	333	333	0
104	GALAITSI LENOVO LAPTOP 2015	6/30/15	1,699	1,699	510	340	340	0
105	LAZARUS LAPTOP 2015	6/30/15	1,716	1,716	515	343	343	0
106	MICROSOFT OFFICE 2016 LICENSES	6/30/15	1,058	1,058	529	353	353	0
107	LINEAR PROG. SOFTWARE LICENSE	6/30/15	4,500	4,500	2,250	1,500	1,500	0
108	HEAPS ADJ. HEIGHT DESK	6/30/15	1,780	1,780	534	356	356	0
109	VON KAENEL LAPTOP 2016	6/30/16	2,200	2,200	220	440	440	0
110	DOWN LAPTOP 2016	6/30/16	1,909	1,909	191	382	382	0
111	GHOSH LAPTOP 2016	6/30/16	2,477	2,477	248	495	495	0
112	JOYCE LAPTOP 2016	6/30/16	2,246	2,246	225	449	449	0
113	BINNINGTON LAPTOP 2016	6/30/16	1,676	1,676	168	335	335	0
114	KEMP-BENEDICT LAPTOP 2016	6/30/16	1,585	1,585	158	317	317	0
115	PURKEY LAPTOP 2016	6/30/16	1,201	1,201	120	240	240	0
116	HEAPS LAPTOP 2016	6/30/16	4,196	4,196	420	839	839	0
117	XA LINEAR PROGRAMMING SYSTEM	6/30/16	1,926	1,926	321	642	642	0
118	HUBER-LEE LAPTOP 2017	6/30/17	1,848	1,848	0	185	185	0
119	FLORES LAPTOP 2017	6/30/17	2,160	2,160	0	216	216	0
120	SIEBER LAPTOP 2017	6/30/17	2,825	2,825	0	282	282	0
121	HEAPS OFFICE CHAIR 2017	6/30/17	1,230	1,230	0	123	123	0
	<b>Total Other Depreciation</b>		<u>220,232</u>	<u>220,232</u>	<u>164,493</u>	<u>19,406</u>	<u>19,406</u>	<u>0</u>
	<b>Total ACRS and Other Depreciation</b>		<u>220,232</u>	<u>220,232</u>	<u>164,493</u>	<u>19,406</u>	<u>19,406</u>	<u>0</u>
	<b>Grand Totals</b>		220,232	220,232	164,493	19,406	19,406	0
	<b>Less: Dispositions</b>		1,485	1,485	446	297	297	0
	<b>Less: Start-up/Org Expense</b>		0	0	0	0	0	0
	<b>Net Grand Totals</b>		<u>218,747</u>	<u>218,747</u>	<u>164,047</u>	<u>19,109</u>	<u>19,109</u>	<u>0</u>

# AMT Asset Report

## Form 990, Page 1

Asset	Description	Date In Service	Cost	Bus %	Sec 179 Bonus	Basis for Depr	PerConv Meth	Prior	Current
<b>Other Depreciation:</b>									
1	LASER PRINTER	8/07/06	728			728	5 MO S/L	728	0
2	PRINTER/COPIER/FAX	9/25/06	700			700	5 MO S/L	700	0
3	IKEA FURNITURE	9/22/06	2,310			2,310	5 MO S/L	2,310	0
4	IKEA FURNITURE	9/24/06	4,440			4,440	5 MO S/L	4,440	0
5	REFRIGERATOR	10/04/06	704			704	5 MO S/L	704	0
6	PRINTER/COPIER/FAX	12/11/06	700			700	5 MO S/L	700	0
7	DELL LAPTOP	5/28/06	2,139			2,139	5 MO S/L	2,139	0
8	DELL LAPTOP	5/28/06	1,557			1,557	5 MO S/L	1,557	0
9	DELL LAPTOP	5/31/06	1,198			1,198	5 MO S/L	1,198	0
10	DELL LAPTOP	6/09/06	1,344			1,344	5 MO S/L	1,344	0
11	DELL LAPTOP	7/14/06	1,463			1,463	5 MO S/L	1,463	0
12	DELL LAPTOP	9/29/06	826			826	5 MO S/L	826	0
13	DELL LAPTOP	10/01/06	826			826	5 MO S/L	826	0
14	DELL LAPTOP	12/21/06	1,647			1,647	5 MO S/L	1,647	0
15	Buffalo Terastation	3/31/07	759			759	5 MO S/L	759	0
16	DAVIS WORKSTATION	2/01/07	6,000			6,000	5 MO S/L	6,000	0
17	LCD PROJECTOR	10/09/07	848			848	5 MO S/L	848	0
18	IKEA FURNITURE-SEATTLE	9/05/07	1,773			1,773	5 MO S/L	1,773	0
19	PRINTER-SEATTLE	9/06/07	596			596	5 MO S/L	596	0
20	LAPTOP-JOYCE	1/23/07	1,622			1,622	5 MO S/L	1,622	0
21	LAPTOP-KOLLMUSS	3/11/07	1,436			1,436	5 MO S/L	1,436	0
22	LAPTOP-YOUNG	5/06/07	1,278			1,278	5 MO S/L	1,278	0
23	LAPTOP-KEMP BENEDICT	4/15/07	800			800	5 MO S/L	800	0
24	SCREEN	6/09/07	976			976	5 MO S/L	976	0
25	LAPTOP-FENCLE	9/12/07	1,342			1,342	5 MO S/L	1,342	0
26	LAPTOP-HEAPS	8/16/07	3,085			3,085	5 MO S/L	3,085	0
27	LAPTOP-ESCOBAR	10/16/07	1,425			1,425	5 MO S/L	1,425	0
28	IKEA desk set	11/03/08	798			798	5 MO S/L	798	0
29	DAVIS WORKSTATION	3/19/08	3,400			3,400	5 MO S/L	3,400	0
30	Hello Direct Speakerphone	8/14/08	619			619	5 MO S/L	619	0
31	5 LAPTOPS	6/30/08	7,503			7,503	5 MO S/L	7,503	0
32	SERVER	2/29/08	1,137			1,137	5 MO S/L	1,137	0
33	SOFTWARE	4/09/08	1,800			1,800	3 MO S/L	1,800	0
34	SOFTWARE	4/19/08	1,030			1,030	3 MO S/L	1,030	0
35	3 IKEA swivel chairs	3/04/09	897			897	5 MO S/L	897	0
36	IKEA furniture for Seattle	6/04/09	817			817	5 MO S/L	817	0
37	Ackerman laptop	12/31/09	1,447			1,447	5 MO S/L	1,447	0
38	Bedig laptop	5/07/09	1,294			1,294	5 MO S/L	1,294	0
40	Florez-Lopez laptop	12/15/09	1,655			1,655	5 MO S/L	1,655	0
41	Heaps laptop	12/17/09	3,083			3,083	5 MO S/L	3,083	0
42	Mikhail laptop	7/17/09	1,869			1,869	5 MO S/L	1,869	0
43	Purkey laptop	12/02/09	1,849			1,849	5 MO S/L	1,849	0
44	Resende laptop	5/07/09	1,294			1,294	5 MO S/L	1,294	0
45	WEAP computer	4/15/09	4,480			4,480	5 MO S/L	4,480	0
46	Kemp Benedict HP Pavillion	12/31/09	1,898			1,898	5 MO S/L	1,898	0
47	Seattle office furniture	5/21/10	1,654			1,654	5 MO S/L	1,654	0
48	ACKERMAN LAPtop	9/15/10	1,040			1,040	5 MO S/L	1,040	0
49	BUENO DESKTOP	4/15/10	1,385			1,385	5 MO S/L	1,385	0
50	CHANDLER LAPTOP	7/25/10	1,387			1,387	5 MO S/L	1,387	0
51	ERICSON LAPTOP	1/21/10	1,525			1,525	5 MO S/L	1,525	0
52	ESCOBAR LAPTOP	10/19/10	1,863			1,863	5 MO S/L	1,863	0
53	SIEBER LAPTOP	8/13/10	2,172			2,172	5 MO S/L	2,172	0
54	JOYCE LAPTOP	1/05/10	1,937			1,937	5 MO S/L	1,937	0
55	SEATTLE LENOVO LAPTOP	6/25/10	1,320			1,320	5 MO S/L	1,320	0
56	YOUNG LAPTOP	10/04/10	1,667			1,667	5 MO S/L	1,667	0
57	FLASH HARD DRIVE	2/08/10	1,571			1,571	5 MO S/L	1,571	0
58	HEAPS MONITOR	4/14/10	1,165			1,165	5 MO S/L	1,165	0
59	SOFTWARE	6/29/10	1,325			1,325	3 MO S/L	1,325	0
60	MEHTA LAPTOP	4/06/11	1,445			1,445	5 MO S/L	1,445	0
61	DAVIS LAPTOP	5/20/11	1,426			1,426	5 MO S/L	1,426	0
63	SHAKNIS LAPTOP	7/03/11	1,017			1,017	5 MO S/L	1,017	0
64	HEAPS MAC	7/24/11	2,826			2,826	5 MO S/L	2,826	0
65	FORNI LAPTOP	10/11/11	1,500			1,500	5 MO S/L	1,500	0
66	STANTON DESKTOP	10/15/11	1,421			1,421	5 MO S/L	1,421	0
67	SOLID STATE HARD DRIVE	7/24/11	1,110			1,110	5 MO S/L	1,110	0
68	Davis office furniture 2011	10/25/11	4,884			4,884	5 MO S/L	4,884	0
69	DAVIS PARTITIONS	11/03/11	3,473			3,473	5 MO S/L	3,473	0
70	FENCL LAPTOP	3/06/12	1,506			1,506	5 MO S/L	1,355	151
73	WATER GROUP HP COMPUTER	5/21/12	3,182			3,182	5 MO S/L	2,864	318
74	FLORES LAPTOP	10/19/12	1,405			1,405	5 MO S/L	1,265	140

# AMT Asset Report

## Form 990, Page 1

Asset	Description	Date In Service	Cost	Bus %	Sec 179 Bonus	Basis for Depr	PerConv Meth	Prior	Current
75	DAVIS CONFERENCE TABLE	3/22/12	2,656			2,656	5 MO S/L	2,391	265
76	DAVIS FURNITURE	1/18/13	0			0	0 HY	0	0
77	WEB SERVER	6/30/13	0			0	0 HY	0	0
78	JOYCE LAPTOP	6/30/13	0			0	0 HY	0	0
79	PURKEY LAPTOP	6/30/13	0			0	0 HY	0	0
80	SCHIPPER LAPTOP	6/30/13	0			0	0 HY	0	0
81	HUBER-LEE LAPTOP	6/30/13	0			0	0 HY	0	0
82	BINNINGTON LAPTOP	7/03/13	0			0	0 HY	0	0
83	VEYSEY LAPTOP	7/03/13	0			0	0 HY	0	0
84	WICKEL LAPTOP	7/07/13	0			0	0 HY	0	0
85	WICKEL DESKTOP	6/30/13	0			0	0 HY	0	0
86	HEAPS MAC LAPTOP	6/30/13	0			0	0 HY	0	0
87	SHAKNIS LAPTOP	6/30/13	0			0	0 HY	0	0
88	VENISIM SD SOFTWARE	1/08/13	0			0	0 HY	0	0
89	ESCOBAR LAPTOP	6/30/14	0			0	0 HY	0	0
90	YOUNG LAPTOP 2014	6/30/14	0			0	0 HY	0	0
91	DAVIS OFFICE BACKUP LAPTOP	6/30/14	0			0	0 HY	0	0
92	SWARTZ LAPTOP 2014	6/30/14	0			0	0 HY	0	0
93	SIEBER LAPTOP 2014	6/30/14	0			0	0 HY	0	0
94	DELL WORKSTATION WITH SS EVO D	6/30/14	0			0	0 HY	0	0
95	FORNI DELL LAPTOP 2014	6/30/14	0			0	0 HY	0	0
96	DEV EXPRESS COMPONENTS VCL	6/20/14	0			0	0 HY	0	0
97	SYNOLOGY DISK STORAGE 1	6/30/14	0			0	0 HY	0	0
98	SYNOLOGY DISK STORAGE 2	6/30/14	0			0	0 HY	0	0
99	SYNOLOGY NETWORK DRIVE	6/30/14	0			0	0 HY	0	0
100	ERICKSON LENOVO LAPTOP 2015	6/30/15	0			0	0 HY	0	0
101	DEPSKY LENOVO LAPTOP 2015	6/30/15	0			0	0 HY	0	0
102	DAVIS DELL XPS LAPTOP 2015	6/30/15	0			0	0 HY	0	0
	Sold/Scrapped: 12/31/17								
103	BROEKHOFF LENOVO T450S LAPTOP	6/30/15	0			0	0 HY	0	0
104	GALAITSI LENOVO LAPTOP 2015	6/30/15	0			0	0 HY	0	0
105	LAZARUS LAPTOP 2015	6/30/15	0			0	0 HY	0	0
106	MICROSOFT OFFICE 2016 LICENSES	6/30/15	0			0	0 HY	0	0
107	LINEAR PROG. SOFTWARE LICENSE	6/30/15	0			0	0 HY	0	0
108	HEAPS ADJ. HEIGHT DESK	6/30/15	0			0	0 HY	0	0
109	VON KAENEL LAPTOP 2016	6/30/16	0			0	0 HY	0	0
110	DOWN LAPTOP 2016	6/30/16	0			0	0 HY	0	0
111	GHOSH LAPTOP 2016	6/30/16	0			0	0 HY	0	0
112	JOYCE LAPTOP 2016	6/30/16	0			0	0 HY	0	0
113	BINNINGTON LAPTOP 2016	6/30/16	0			0	0 HY	0	0
114	KEMP-BENEDICT LAPTOP 2016	6/30/16	0			0	0 HY	0	0
115	PURKEY LAPTOP 2016	6/30/16	0			0	0 HY	0	0
116	HEAPS LAPTOP 2016	6/30/16	0			0	0 HY	0	0
117	XA LINEAR PROGRAMMING SYSTEM	6/30/16	0			0	0 HY	0	0
118	HUBER-LEE LAPTOP 2017	6/30/17	0			0	0 HY	0	0
119	FLORES LAPTOP 2017	6/30/17	0			0	0 HY	0	0
120	SIEBER LAPTOP 2017	6/30/17	0			0	0 HY	0	0
121	HEAPS OFFICE CHAIR 2017	6/30/17	0			0	0 HY	0	0
	<b>Total Other Depreciation</b>		<u>127,254</u>			<u>127,254</u>		<u>126,380</u>	<u>874</u>
	<b>Total ACRS and Other Depreciation</b>		<u>127,254</u>			<u>127,254</u>		<u>126,380</u>	<u>874</u>
	<b>Grand Totals</b>		127,254			127,254		126,380	874
	<b>Less: Dispositions and Transfers</b>		0			0		0	0
	<b>Net Grand Totals</b>		<u>127,254</u>			<u>127,254</u>		<u>126,380</u>	<u>874</u>

# Depreciation Adjustment Report

## All Business Activities

Form Unit Asset

Description

Tax

AMT

AMT  
Adjustments/  
Preferences

There are no assets that meet the criteria of this report

# Future Depreciation Report    FYE: 12/31/18

## Form 990, Page 1

Asset	Description	Date In Service	Cost	Tax	AMT
<b>Other Depreciation:</b>					
1	LASER PRINTER	8/07/06	728	0	0
2	PRINTER/COPIER/FAX	9/25/06	700	0	0
3	IKEA FURNITURE	9/22/06	2,310	0	0
4	IKEA FURNITURE	9/24/06	4,440	0	0
5	REFRIGERATOR	10/04/06	704	0	0
6	PRINTER/COPIER/FAX	12/11/06	700	0	0
7	DELL LAPTOP	5/28/06	2,139	0	0
8	DELL LAPTOP	5/28/06	1,557	0	0
9	DELL LAPTOP	5/31/06	1,198	0	0
10	DELL LAPTOP	6/09/06	1,344	0	0
11	DELL LAPTOP	7/14/06	1,463	0	0
12	DELL LAPTOP	9/29/06	826	0	0
13	DELL LAPTOP	10/01/06	826	0	0
14	DELL LAPTOP	12/21/06	1,647	0	0
15	Buffalo Terastation	3/31/07	759	0	0
16	DAVIS WORKSTATION	2/01/07	6,000	0	0
17	LCD PROJECTOR	10/09/07	848	0	0
18	IKEA FURNITURE-SEATTLE	9/05/07	1,773	0	0
19	PRINTER-SEATTLE	9/06/07	596	0	0
20	LAPTOP-JOYCE	1/23/07	1,622	0	0
21	LAPTOP-KOLLMUSS	3/11/07	1,436	0	0
22	LAPTOP-YOUNG	5/06/07	1,278	0	0
23	LAPTOP-KEMP BENEDICT	4/15/07	800	0	0
24	SCREEN	6/09/07	976	0	0
25	LAPTOP-FENCLE	9/12/07	1,342	0	0
26	LAPTOP-HEAPS	8/16/07	3,085	0	0
27	LAPTOP-ESCOBAR	10/16/07	1,425	0	0
28	IKEA desk set	11/03/08	798	0	0
29	DAVIS WORKSTATION	3/19/08	3,400	0	0
30	Hello Direct Speakerphone	8/14/08	619	0	0
31	5 LAPTOPS	6/30/08	7,503	0	0
32	SERVER	2/29/08	1,137	0	0
33	SOFTWARE	4/09/08	1,800	0	0
34	SOFTWARE	4/19/08	1,030	0	0
35	3 IKEA swivel chairs	3/04/09	897	0	0
36	IKEA furniture for Seattle	6/04/09	817	0	0
37	Ackerman laptop	12/31/09	1,447	0	0
38	Bedig laptop	5/07/09	1,294	0	0
40	Florez-Lopez laptop	12/15/09	1,655	0	0
41	Heaps laptop	12/17/09	3,083	0	0
42	Mikhail laptop	7/17/09	1,869	0	0
43	Purkey laptop	12/02/09	1,849	0	0
44	Resende laptop	5/07/09	1,294	0	0
45	WEAP computer	4/15/09	4,480	0	0
46	Kemp Benedict HP Pavillion	12/31/09	1,898	0	0
47	Seattle office furniture	5/21/10	1,654	0	0
48	ACKERMAN LAPtop	9/15/10	1,040	0	0
49	BUENO DESKTOP	4/15/10	1,385	0	0
50	CHANDLER LAPTOP	7/25/10	1,387	0	0
51	ERICSON LAPTOP	1/21/10	1,525	0	0
52	ESCOBAR LAPTOP	10/19/10	1,863	0	0
53	SIEBER LAPTOP	8/13/10	2,172	0	0
54	JOYCE LAPTOP	1/05/10	1,937	0	0
55	SEATTLE LENOVO LAPTOP	6/25/10	1,320	0	0
56	YOUNG LAPTOP	10/04/10	1,667	0	0
57	FLASH HARD DRIVE	2/08/10	1,571	0	0
58	HEAPS MONITOR	4/14/10	1,165	0	0
59	SOFTWARE	6/29/10	1,325	0	0
60	MEHTA LAPTOP	4/06/11	1,445	0	0
61	DAVIS LAPTOP	5/20/11	1,426	0	0
63	SHAKNIS LAPTOP	7/03/11	1,017	0	0
64	HEAPS MAC	7/24/11	2,826	0	0
65	FORNI LAPTOP	10/11/11	1,500	0	0
66	STANTON DESKTOP	10/15/11	1,421	0	0
67	SOLID STATE HARD DRIVE	7/24/11	1,110	0	0
68	Davis office furniture 2011	10/25/11	4,884	0	0
69	DAVIS PARTITIONS	11/03/11	3,473	0	0
70	FENCL LAPTOP	3/06/12	1,506	0	0

# Future Depreciation Report    FYE: 12/31/18

## Form 990, Page 1

Asset	Description	Date In Service	Cost	Tax	AMT
73	WATER GROUP HP COMPUTER	5/21/12	3,182	0	0
74	FLORES LAPTOP	10/19/12	1,405	0	0
75	DAVIS CONFERENCE TABLE	3/22/12	2,656	0	0
76	DAVIS FURNITURE	1/18/13	2,378	238	0
77	WEB SERVER	6/30/13	1,845	184	0
78	JOYCE LAPTOP	6/30/13	1,497	149	0
79	PURKEY LAPTOP	6/30/13	1,460	146	0
80	SCHIPPER LAPTOP	6/30/13	1,707	170	0
81	HUBER-LEE LAPTOP	6/30/13	1,731	173	0
82	BINNINGTON LAPTOP	7/03/13	2,390	239	0
83	VEYSEY LAPTOP	7/03/13	2,390	239	0
84	WICKEL LAPTOP	7/07/13	2,005	201	0
85	WICKEL DESKTOP	6/30/13	1,427	143	0
86	HEAPS MAC LAPTOP	6/30/13	3,567	357	0
87	SHAKNIS LAPTOP	6/30/13	1,003	100	0
88	VENISIM SD SOFTWARE	1/08/13	1,057	0	0
89	ESCOBAR LAPTOP	6/30/14	2,908	582	0
90	YOUNG LAPTOP 2014	6/30/14	2,115	423	0
91	DAVIS OFFICE BACKUP LAPTOP	6/30/14	1,100	220	0
92	SWARTZ LAPTOP 2014	6/30/14	1,169	234	0
93	SIEBER LAPTOP 2014	6/30/14	2,795	559	0
94	DELL WORKSTATION WITH SS EVO DRIVE	6/30/14	5,757	1,151	0
95	FORNI DELL LAPTOP 2014	6/30/14	2,638	528	0
96	DEV EXPRESS COMPONENTS VCL	6/20/14	1,250	0	0
97	SYNOLOGY DISK STORAGE 1	6/30/14	1,080	216	0
98	SYNOLOGY DISK STORAGE 2	6/30/14	1,054	211	0
99	SYNOLOGY NETWORK DRIVE	6/30/14	1,940	388	0
100	ERICKSON LENOVO LAPTOP 2015	6/30/15	1,629	326	0
101	DEPSKY LENOVO LAPTOP 2015	6/30/15	1,701	340	0
103	BROEKHOFF LENOVO T450S LAPTOP	6/30/15	1,668	334	0
104	GALAITSI LENOVO LAPTOP 2015	6/30/15	1,699	339	0
105	LAZARUS LAPTOP 2015	6/30/15	1,716	343	0
106	MICROSOFT OFFICE 2016 LICENSES	6/30/15	1,058	176	0
107	LINEAR PROG. SOFTWARE LICENSE	6/30/15	4,500	750	0
108	HEAPS ADJ. HEIGHT DESK	6/30/15	1,780	356	0
109	VON KAENEL LAPTOP 2016	6/30/16	2,200	440	0
110	DOWN LAPTOP 2016	6/30/16	1,909	382	0
111	GHOSH LAPTOP 2016	6/30/16	2,477	496	0
112	JOYCE LAPTOP 2016	6/30/16	2,246	449	0
113	BINNINGTON LAPTOP 2016	6/30/16	1,676	335	0
114	KEMP-BENEDICT LAPTOP 2016	6/30/16	1,585	317	0
115	PURKEY LAPTOP 2016	6/30/16	1,201	241	0
116	HEAPS LAPTOP 2016	6/30/16	4,196	839	0
117	XA LINEAR PROGRAMMING SYSTEM	6/30/16	1,926	642	0
118	HUBER-LEE LAPTOP 2017	6/30/17	1,848	369	0
119	FLORES LAPTOP 2017	6/30/17	2,160	432	0
120	SIEBER LAPTOP 2017	6/30/17	2,825	565	0
121	HEAPS OFFICE CHAIR 2017	6/30/17	1,230	246	0
	<b>Total Other Depreciation</b>		<u>218,747</u>	<u>15,568</u>	<u>0</u>
	<b>Total ACRS and Other Depreciation</b>		<u>218,747</u>	<u>15,568</u>	<u>0</u>
	<b>Grand Totals</b>		<u>218,747</u>	<u>15,568</u>	<u>0</u>

# MA Future Depreciation Report

## Form 990, Page 1

Asset	Description	Date In Service	Cost	MA
<b>Other Depreciation:</b>				
1	LASER PRINTER	8/07/06	728	0
2	PRINTER/COPIER/FAX	9/25/06	700	0
3	IKEA FURNITURE	9/22/06	2,310	0
4	IKEA FURNITURE	9/24/06	4,440	0
5	REFRIGERATOR	10/04/06	704	0
6	PRINTER/COPIER/FAX	12/11/06	700	0
7	DELL LAPTOP	5/28/06	2,139	0
8	DELL LAPTOP	5/28/06	1,557	0
9	DELL LAPTOP	5/31/06	1,198	0
10	DELL LAPTOP	6/09/06	1,344	0
11	DELL LAPTOP	7/14/06	1,463	0
12	DELL LAPTOP	9/29/06	826	0
13	DELL LAPTOP	10/01/06	826	0
14	DELL LAPTOP	12/21/06	1,647	0
15	Buffalo Terastation	3/31/07	759	0
16	DAVIS WORKSTATION	2/01/07	6,000	0
17	LCD PROJECTOR	10/09/07	848	0
18	IKEA FURNITURE-SEATTLE	9/05/07	1,773	0
19	PRINTER-SEATTLE	9/06/07	596	0
20	LAPTOP-JOYCE	1/23/07	1,622	0
21	LAPTOP-KOLLMUSS	3/11/07	1,436	0
22	LAPTOP-YOUNG	5/06/07	1,278	0
23	LAPTOP-KEMP BENEDICT	4/15/07	800	0
24	SCREEN	6/09/07	976	0
25	LAPTOP-FENCLE	9/12/07	1,342	0
26	LAPTOP-HEAPS	8/16/07	3,085	0
27	LAPTOP-ESCOBAR	10/16/07	1,425	0
28	IKEA desk set	11/03/08	798	0
29	DAVIS WORKSTATION	3/19/08	3,400	0
30	Hello Direct Speakerphone	8/14/08	619	0
31	5 LAPTOPS	6/30/08	7,503	0
32	SERVER	2/29/08	1,137	0
33	SOFTWARE	4/09/08	1,800	0
34	SOFTWARE	4/19/08	1,030	0
35	3 IKEA swivel chairs	3/04/09	897	0
36	IKEA furniture for Seattle	6/04/09	817	0
37	Ackerman laptop	12/31/09	1,447	0
38	Bedig laptop	5/07/09	1,294	0
40	Florez-Lopez laptop	12/15/09	1,655	0
41	Heaps laptop	12/17/09	3,083	0
42	Mikhail laptop	7/17/09	1,869	0
43	Purkey laptop	12/02/09	1,849	0
44	Resende laptop	5/07/09	1,294	0
45	WEAP computer	4/15/09	4,480	0
46	Kemp Benedict HP Pavillion	12/31/09	1,898	0
47	Seattle office furniture	5/21/10	1,654	0
48	ACKERMAN LAPTOP	9/15/10	1,040	0
49	BUENO DESKTOP	4/15/10	1,385	0
50	CHANDLER LAPTOP	7/25/10	1,387	0
51	ERICSON LAPTOP	1/21/10	1,525	0
52	ESCOBAR LAPTOP	10/19/10	1,863	0
53	SIEBER LAPTOP	8/13/10	2,172	0
54	JOYCE LAPTOP	1/05/10	1,937	0
55	SEATTLE LENOVO LAPTOP	6/25/10	1,320	0
56	YOUNG LAPTOP	10/04/10	1,667	0
57	FLASH HARD DRIVE	2/08/10	1,571	0
58	HEAPS MONITOR	4/14/10	1,165	0
59	SOFTWARE	6/29/10	1,325	0
60	MEHTA LAPTOP	4/06/11	1,445	0
61	DAVIS LAPTOP	5/20/11	1,426	0
63	SHAKNIS LAPTOP	7/03/11	1,017	0
64	HEAPS MAC	7/24/11	2,826	0
65	FORNI LAPTOP	10/11/11	1,500	0
66	STANTON DESKTOP	10/15/11	1,421	0
67	SOLID STATE HARD DRIVE	7/24/11	1,110	0
68	Davis office furniture 2011	10/25/11	4,884	0
69	DAVIS PARTITIONS	11/03/11	3,473	0
70	FENCL LAPTOP	3/06/12	1,506	0

# MA Future Depreciation Report

FYE: 12/31/18

## Form 990, Page 1

Asset	Description	Date In Service	Cost	MA
73	WATER GROUP HP COMPUTER	5/21/12	3,182	0
74	FLORES LAPTOP	10/19/12	1,405	0
75	DAVIS CONFERENCE TABLE	3/22/12	2,656	0
76	DAVIS FURNITURE	1/18/13	2,378	238
77	WEB SERVER	6/30/13	1,845	184
78	JOYCE LAPTOP	6/30/13	1,497	149
79	PURKEY LAPTOP	6/30/13	1,460	146
80	SCHIPPER LAPTOP	6/30/13	1,707	170
81	HUBER-LEE LAPTOP	6/30/13	1,731	173
82	BINNINGTON LAPTOP	7/03/13	2,390	239
83	VEYSEY LAPTOP	7/03/13	2,390	239
84	WICKEL LAPTOP	7/07/13	2,005	201
85	WICKEL DESKTOP	6/30/13	1,427	143
86	HEAPS MAC LAPTOP	6/30/13	3,567	357
87	SHAKNIS LAPTOP	6/30/13	1,003	100
88	VENISIM SD SOFTWARE	1/08/13	1,057	0
89	ESCOBAR LAPTOP	6/30/14	2,908	582
90	YOUNG LAPTOP 2014	6/30/14	2,115	423
91	DAVIS OFFICE BACKUP LAPTOP	6/30/14	1,100	220
92	SWARTZ LAPTOP 2014	6/30/14	1,169	234
93	SIEBER LAPTOP 2014	6/30/14	2,795	559
94	DELL WORKSTATION WITH SS EVO DRIVE	6/30/14	5,757	1,151
95	FORNI DELL LAPTOP 2014	6/30/14	2,638	528
96	DEV EXPRESS COMPONENTS VCL	6/20/14	1,250	0
97	SYNOLOGY DISK STORAGE 1	6/30/14	1,080	216
98	SYNOLOGY DISK STORAGE 2	6/30/14	1,054	211
99	SYNOLOGY NETWORK DRIVE	6/30/14	1,940	388
100	ERICKSON LENOVO LAPTOP 2015	6/30/15	1,629	326
101	DEPSKY LENOVO LAPTOP 2015	6/30/15	1,701	340
103	BROEKHOFF LENOVO T450S LAPTOP	6/30/15	1,668	334
104	GALAITSI LENOVO LAPTOP 2015	6/30/15	1,699	339
105	LAZARUS LAPTOP 2015	6/30/15	1,716	343
106	MICROSOFT OFFICE 2016 LICENSES	6/30/15	1,058	176
107	LINEAR PROG. SOFTWARE LICENSE	6/30/15	4,500	750
108	HEAPS ADJ. HEIGHT DESK	6/30/15	1,780	356
109	VON KAENEL LAPTOP 2016	6/30/16	2,200	440
110	DOWN LAPTOP 2016	6/30/16	1,909	382
111	GHOSH LAPTOP 2016	6/30/16	2,477	496
112	JOYCE LAPTOP 2016	6/30/16	2,246	449
113	BINNINGTON LAPTOP 2016	6/30/16	1,676	335
114	KEMP-BENEDICT LAPTOP 2016	6/30/16	1,585	317
115	PURKEY LAPTOP 2016	6/30/16	1,201	241
116	HEAPS LAPTOP 2016	6/30/16	4,196	839
117	XA LINEAR PROGRAMMING SYSTEM	6/30/16	1,926	642
118	HUBER-LEE LAPTOP 2017	6/30/17	1,848	369
119	FLORES LAPTOP 2017	6/30/17	2,160	432
120	SIEBER LAPTOP 2017	6/30/17	2,825	565
121	HEAPS OFFICE CHAIR 2017	6/30/17	1,230	246
<b>Total Other Depreciation</b>			<u>218,747</u>	<u>15,568</u>
<b>Total ACRS and Other Depreciation</b>			<u>218,747</u>	<u>15,568</u>
<b>Grand Totals</b>			<u>218,747</u>	<u>15,568</u>

# CA Future Depreciation Report    FYE: 12/31/18

## Seattle office space

Asset	Description	Date In Service	Cost	CA
<b>Other Depreciation:</b>				
1	LASER PRINTER	8/07/06	728	0
2	PRINTER/COPIER/FAX	9/25/06	700	0
3	IKEA FURNITURE	9/22/06	2,310	0
4	IKEA FURNITURE	9/24/06	4,440	0
5	REFRIGERATOR	10/04/06	704	0
6	PRINTER/COPIER/FAX	12/11/06	700	0
7	DELL LAPTOP	5/28/06	2,139	0
8	DELL LAPTOP	5/28/06	1,557	0
9	DELL LAPTOP	5/31/06	1,198	0
10	DELL LAPTOP	6/09/06	1,344	0
11	DELL LAPTOP	7/14/06	1,463	0
12	DELL LAPTOP	9/29/06	826	0
13	DELL LAPTOP	10/01/06	826	0
14	DELL LAPTOP	12/21/06	1,647	0
15	Buffalo Terastation	3/31/07	759	0
16	DAVIS WORKSTATION	2/01/07	6,000	0
17	LCD PROJECTOR	10/09/07	848	0
18	IKEA FURNITURE-SEATTLE	9/05/07	1,773	0
19	PRINTER-SEATTLE	9/06/07	596	0
20	LAPTOP-JOYCE	1/23/07	1,622	0
21	LAPTOP-KOLLMUSS	3/11/07	1,436	0
22	LAPTOP-YOUNG	5/06/07	1,278	0
23	LAPTOP-KEMP BENEDICT	4/15/07	800	0
24	SCREEN	6/09/07	976	0
25	LAPTOP-FENCLE	9/12/07	1,342	0
26	LAPTOP-HEAPS	8/16/07	3,085	0
27	LAPTOP-ESCOBAR	10/16/07	1,425	0
28	IKEA desk set	11/03/08	798	0
29	DAVIS WORKSTATION	3/19/08	3,400	0
30	Hello Direct Speakerphone	8/14/08	619	0
31	5 LAPTOPS	6/30/08	7,503	0
32	SERVER	2/29/08	1,137	0
33	SOFTWARE	4/09/08	1,800	0
34	SOFTWARE	4/19/08	1,030	0
35	3 IKEA swivel chairs	3/04/09	897	0
36	IKEA furniture for Seattle	6/04/09	817	0
37	Ackerman laptop	12/31/09	1,447	0
38	Bedig laptop	5/07/09	1,294	0
40	Florez-Lopez laptop	12/15/09	1,655	0
41	Heaps laptop	12/17/09	3,083	0
42	Mikhail laptop	7/17/09	1,869	0
43	Purkey laptop	12/02/09	1,849	0
44	Resende laptop	5/07/09	1,294	0
45	WEAP computer	4/15/09	4,480	0
46	Kemp Benedict HP Pavillion	12/31/09	1,898	0
47	Seattle office furniture	5/21/10	1,654	0
48	ACKERMAN LAPTOP	9/15/10	1,040	0
49	BUENO DESKTOP	4/15/10	1,385	0
50	CHANDLER LAPTOP	7/25/10	1,387	0
51	ERICSON LAPTOP	1/21/10	1,525	0
52	ESCOBAR LAPTOP	10/19/10	1,863	0
53	SIEBER LAPTOP	8/13/10	2,172	0
54	JOYCE LAPTOP	1/05/10	1,937	0
55	SEATTLE LENOVO LAPTOP	6/25/10	1,320	0
56	YOUNG LAPTOP	10/04/10	1,667	0
57	FLASH HARD DRIVE	2/08/10	1,571	0
58	HEAPS MONITOR	4/14/10	1,165	0
59	SOFTWARE	6/29/10	1,325	0
60	MEHTA LAPTOP	4/06/11	1,445	0
61	DAVIS LAPTOP	5/20/11	1,426	0
63	SHAKNIS LAPTOP	7/03/11	1,017	0
64	HEAPS MAC	7/24/11	2,826	0
65	FORNI LAPTOP	10/11/11	1,500	0
66	STANTON DESKTOP	10/15/11	1,421	0
67	SOLID STATE HARD DRIVE	7/24/11	1,110	0
68	Davis office furniture 2011	10/25/11	4,884	0
69	DAVIS PARTITIONS	11/03/11	3,473	0
70	FENCL LAPTOP	3/06/12	1,506	0

# CA Future Depreciation Report

FYE: 12/31/18  
Form 990, Page 1

Asset	Description	Date In Service	Cost	CA
73	WATER GROUP HP COMPUTER	5/21/12	3,182	0
74	FLORES LAPTOP	10/19/12	1,405	0
75	DAVIS CONFERENCE TABLE	3/22/12	2,656	0
76	DAVIS FURNITURE	1/18/13	2,378	238
77	WEB SERVER	6/30/13	1,845	184
78	JOYCE LAPTOP	6/30/13	1,497	149
79	PURKEY LAPTOP	6/30/13	1,460	146
80	SCHIPPER LAPTOP	6/30/13	1,707	170
81	HUBER-LEE LAPTOP	6/30/13	1,731	173
82	BINNINGTON LAPTOP	7/03/13	2,390	239
83	VEYSEY LAPTOP	7/03/13	2,390	239
84	WICKEL LAPTOP	7/07/13	2,005	201
85	WICKEL DESKTOP	6/30/13	1,427	143
86	HEAPS MAC LAPTOP	6/30/13	3,567	357
87	SHAKNIS LAPTOP	6/30/13	1,003	100
88	VENISIM SD SOFTWARE	1/08/13	1,057	0
89	ESCOBAR LAPTOP	6/30/14	2,908	582
90	YOUNG LAPTOP 2014	6/30/14	2,115	423
91	DAVIS OFFICE BACKUP LAPTOP	6/30/14	1,100	220
92	SWARTZ LAPTOP 2014	6/30/14	1,169	234
93	SIEBER LAPTOP 2014	6/30/14	2,795	559
94	DELL WORKSTATION WITH SS EVO DRIVE	6/30/14	5,757	1,151
95	FORNI DELL LAPTOP 2014	6/30/14	2,638	528
96	DEV EXPRESS COMPONENTS VCL	6/20/14	1,250	0
97	SYNOLOGY DISK STORAGE 1	6/30/14	1,080	216
98	SYNOLOGY DISK STORAGE 2	6/30/14	1,054	211
99	SYNOLOGY NETWORK DRIVE	6/30/14	1,940	388
100	ERICKSON LENOVO LAPTOP 2015	6/30/15	1,629	326
101	DEPSKY LENOVO LAPTOP 2015	6/30/15	1,701	340
103	BROEKHOFF LENOVO T450S LAPTOP	6/30/15	1,668	334
104	GALAITSI LENOVO LAPTOP 2015	6/30/15	1,699	339
105	LAZARUS LAPTOP 2015	6/30/15	1,716	343
106	MICROSOFT OFFICE 2016 LICENSES	6/30/15	1,058	176
107	LINEAR PROG. SOFTWARE LICENSE	6/30/15	4,500	750
108	HEAPS ADJ. HEIGHT DESK	6/30/15	1,780	356
109	VON KAENEL LAPTOP 2016	6/30/16	2,200	440
110	DOWN LAPTOP 2016	6/30/16	1,909	382
111	GHOSH LAPTOP 2016	6/30/16	2,477	496
112	JOYCE LAPTOP 2016	6/30/16	2,246	449
113	BINNINGTON LAPTOP 2016	6/30/16	1,676	335
114	KEMP-BENEDICT LAPTOP 2016	6/30/16	1,585	317
115	PURKEY LAPTOP 2016	6/30/16	1,201	241
116	HEAPS LAPTOP 2016	6/30/16	4,196	839
117	XA LINEAR PROGRAMMING SYSTEM	6/30/16	1,926	642
118	HUBER-LEE LAPTOP 2017	6/30/17	1,848	369
119	FLORES LAPTOP 2017	6/30/17	2,160	432
120	SIEBER LAPTOP 2017	6/30/17	2,825	565
121	HEAPS OFFICE CHAIR 2017	6/30/17	1,230	246
	<b>Total Other Depreciation</b>		<u>218,747</u>	<u>15,568</u>
	<b>Total ACRS and Other Depreciation</b>		<u>218,747</u>	<u>15,568</u>
	<b>Grand Totals</b>		<u>218,747</u>	<u>15,568</u>

For calendar year 2017, or tax year beginning \_\_\_\_\_, ending \_\_\_\_\_

Name

STOCKHOLM ENVIRONMENT INSTITUTE U.S  
INC.

Taxpayer Identification Number

20-4659308

		2016	2017	Differences
<b>Revenue</b>	1. Contributions, gifts, grants	825,087	715,586	-109,501
	2. Membership dues and assessments			
	3. Government contributions and grants	560,436	648,427	87,991
	4. Program service revenue	4,139,450	4,303,872	164,422
	5. Investment income	3,541	5,490	1,949
	6. Proceeds from tax exempt bonds			
	7. Net gain or (loss) from sale of assets other than inventory		-142	-142
	8. Net income or (loss) from fundraising events			
	9. Net income or (loss) from gaming			
	10. Net gain or (loss) on sales of inventory			
	11. Other revenue	5,295	59,228	53,933
	<b>12. Total revenue.</b> Add lines 1 through 11	<b>5,533,809</b>	<b>5,732,461</b>	<b>198,652</b>
<b>Expenses</b>	13. Grants and similar amounts paid			
	14. Benefits paid to or for members			
	15. Compensation of officers, directors, trustees, etc.	577,911	463,779	-114,132
	16. Salaries, other compensation, and employee benefits	2,670,557	2,983,924	313,367
	17. Professional fundraising fees			
	18. Other professional fees	1,001,171	1,453,045	451,874
	19. Occupancy, rent, utilities, and maintenance	175,852	189,880	14,028
	20. Depreciation and Depletion	19,985	19,406	-579
	21. Other expenses	663,849	630,723	-33,126
	<b>22. Total expenses.</b> Add lines 13 through 21	<b>5,109,325</b>	<b>5,740,757</b>	<b>631,432</b>
	<b>23. Excess or (Deficit).</b> Subtract line 22 from line 12	<b>424,484</b>	<b>-8,296</b>	<b>-432,780</b>
<b>Other Information</b>	24. Total exempt revenue	5,533,809	5,732,461	198,652
	25. Total unrelated revenue			
	26. Total excludable revenue	4,148,286	4,368,448	220,162
	27. Total assets	3,639,887	3,411,535	-228,352
	28. Total liabilities	932,463	712,407	-220,056
	29. Retained earnings	2,707,424	2,699,128	-8,296
	30. Number of voting members of governing body	5	6	
	31. Number of independent voting members of governing body	4	5	
	32. Number of employees	34	37	
	33. Number of volunteers			

Form **990****Tax Return History****2017**Name **STOCKHOLM ENVIRONMENT INSTITUTE U.S  
INC.**Employer Identification Number  
**20-4659308**

	2013	2014	2015	2016	2017	2018
Contributions, gifts, grants .....	1,412,863	1,378,642	1,587,464	1,385,523	1,364,013	
Membership dues .....						
Program service revenue .....	2,930,334	3,478,227	3,526,152	4,139,450	4,303,872	
Capital gain or loss .....	-13				-142	
Investment income .....	2,398	2,100	1,703	3,541	5,490	
Fundraising revenue (income/loss) .....						
Gaming revenue (income/loss) .....						
Other revenue .....	-4,038	-10,435	-3,359	5,295	59,228	
<b>Total revenue</b> .....	<b>4,341,544</b>	<b>4,848,534</b>	<b>5,111,960</b>	<b>5,533,809</b>	<b>5,732,461</b>	
Grants and similar amounts paid .....						
Benefits paid to or for members .....						
Compensation of officers, etc. ....	711,447	705,578	890,643	577,911	463,779	
Other compensation .....	1,611,115	1,924,515	1,918,053	2,670,557	2,983,924	
Professional fees .....	1,165,061	1,335,350	1,237,609	1,001,171	1,453,045	
Occupancy costs .....	156,654	150,210	154,379	175,852	189,880	
Depreciation and depletion .....	18,369	19,550	19,772	19,985	19,406	
Other expenses .....	587,355	839,924	569,129	663,849	630,723	
<b>Total expenses</b> .....	<b>4,250,001</b>	<b>4,975,127</b>	<b>4,789,585</b>	<b>5,109,325</b>	<b>5,740,757</b>	
<b>Excess or (Deficit)</b> .....	<b>91,543</b>	<b>-126,593</b>	<b>322,375</b>	<b>424,484</b>	<b>-8,296</b>	
<b>Total exempt revenue</b> .....	<b>4,341,544</b>	<b>4,848,534</b>	<b>5,111,960</b>	<b>5,533,809</b>	<b>5,732,461</b>	
Total unrelated revenue .....						
Total excludable revenue .....	2,928,681	3,469,892	3,524,496	4,148,286	4,368,448	
Total Assets .....	2,687,483	3,042,206	3,036,979	3,639,887	3,411,535	
Total Liabilities .....	600,325	1,081,641	754,039	932,463	712,407	
Net Fund Balances .....	2,087,158	1,960,565	2,282,940	2,707,424	2,699,128	

Form **990T**

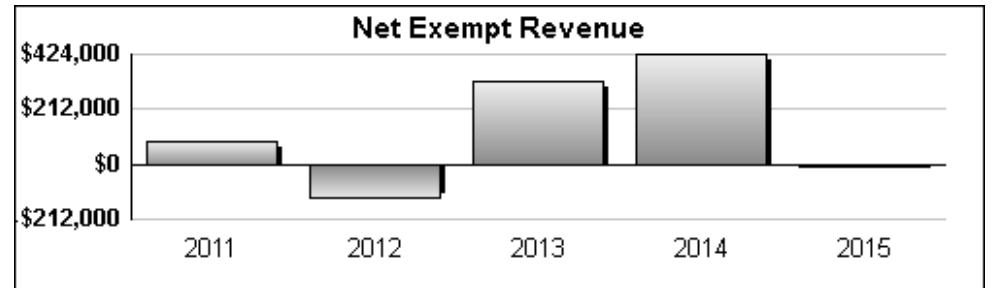
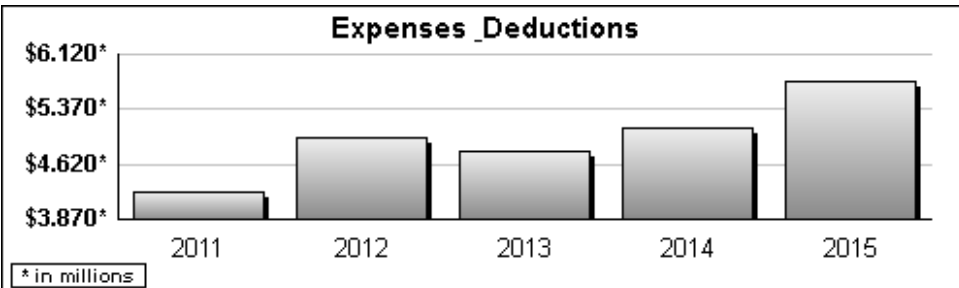
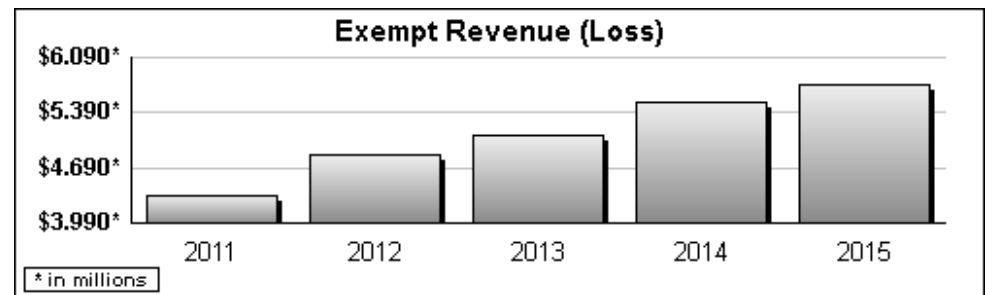
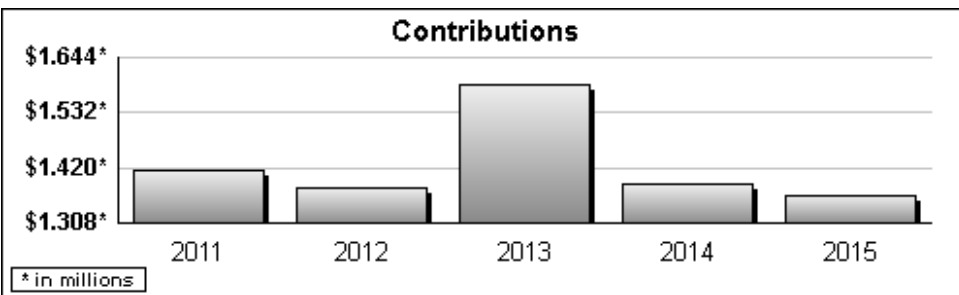
**Tax Return History**

**2017**

Name **STOCKHOLM ENVIRONMENT INSTITUTE U.S INC.**

Employer Identification Number  
**20-4659308**


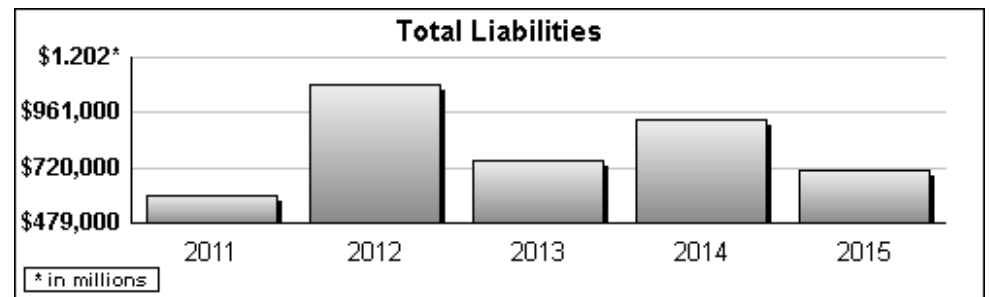
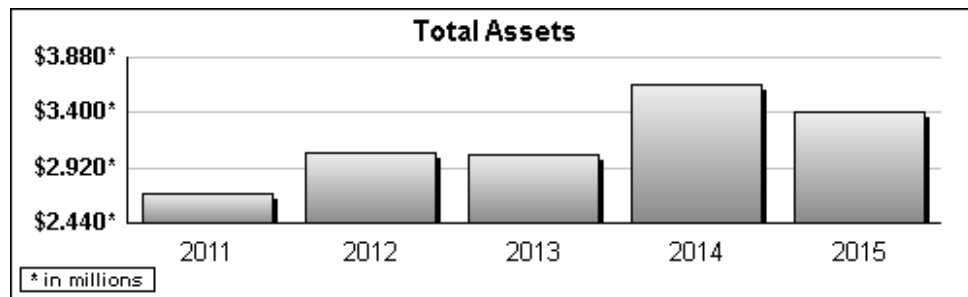
	2013	2014	2015	2016	2017	2018
Business activity profit/loss						
Capital gains/losses						
Partner and S Corp gain/loss						
Rental income*						
Debt-financed income*						
Controlled organizations income/interest*						
Investment income, specific organizations*						
Exploited exempt activity income*						
Other income						
<b>Total trade or business income.</b>						
Compensation of officers, ect.						
Other salaries and wages						
Repairs and maintenance						
Bad debts						
Interest						
Taxes and licenses						
Charitable contributions						
Depreciation and Depletion						
Deferred compensation plans						
Employee benefit programs						



Name **STOCKHOLM ENVIRONMENT INSTITUTE U.S INC.** Employer Identification Number  
**20-4659308**

	2013	2014	2015	2016	2017	2018
Other deductions .....						
Net operating loss deduction .....						
Specific deduction .....	1,000					
Income after expense and deductions .....	-1,000					
Income tax (corporate or trust) .....						
Other taxes .....						
<b>Total taxes</b> .....						
General business credit .....						
Other credits .....						
<b>Net tax after credits</b> .....						
Estimated tax payments .....						
Other payments .....						
<b>Balance due/Overpayment</b> .....						

\* Income shown net of expenses



Taxable Interest on Investments

<u>Description</u>	<u>Amount</u>	<u>Unrelated Business Code</u>	<u>Exclusion Code</u>	<u>Postal Code</u>	<u>Acquired after 6/30/75</u>	<u>US Obs (\$ or %)</u>
INTEREST INCOME	\$ 5,490		14			
TOTAL	<u>\$ 5,490</u>					

**Federal Statements****Form 990, Part IX, Line 11g - Other Fees for Service (Non-employee)**

<u>Description</u>	<u>Total Expenses</u>	<u>Program Service</u>	<u>Management &amp; General</u>	<u>Fund Raising</u>
OTHER FEES	\$ 1,400,495	\$ 1,383,965	\$ 16,530	\$
TOTAL	\$ 1,400,495	\$ 1,383,965	\$ 16,530	\$ 0

## Federal Statements

Schedule A, Part III, Line 1(e)

Description	Amount
STOCKHOLM ENVIRONMENT INSTITUTE, CASH CONTRIBUTION	\$ 124,781
BLUE MOON FUND CASH CONTRIBUTION	152,000
CITIES ALLIANCE CASH CONTRIBUTION	33,268
U.S. ENVIRONMENTAL PROTECTION AGENCY CASH CONTRIBUTION	346,914
OVERLOOK FOUNDATION CASH CONTRIBUTION	90,077
KR FOUNDATION CASH CONTRIBUTION	183,918
NAT'L INSTITUTE OF FOOD AND AGRICULT CASH CONTRIBUTION	180,879
UNIVERSITY OF CALIFORNIA BERKELEY CASH CONTRIBUTION	83,248
UNIVERSITY OF NORTH CAROLINA AT CASH CONTRIBUTION	37,386
SCHMIDT FAMILY FOUNDATION CASH CONTRIBUTION	40,303
NEW VENTURE FUND CASH CONTRIBUTION	20,000
SUSTAINABLE MARKETS FOUNDATION CASH CONTRIBUTION	20,000
BLOOMBERG PHILANTHROPIES CASH CONTRIBUTION	51,239
TOTAL	\$ <u>1,364,013</u>

**Federal Statements****Schedule A, Part III, Line 2(e)**

Description	Amount
CONTRACT REVENUE	\$ 4,124,515
LICENSE REVENUE	179,357
MISCELLANEOUS	3,437
CURRENCY CONVERSION INCOME	58,359
SEATTLE OFFICE SPACE	14,410
TOTAL	\$ <u>4,380,078</u>

**Schedule A, Part III, Line 10a(e)**

Description	Amount
INTEREST INCOME	\$ 5,490
	35
TOTAL	\$ <u>5,525</u>